

SSD Adjustable Height Series Expansion Joint
Sizes 400 through 1200
(Slab-to-Slab)



MM[®]
SYSTEMS

50 MM WAY
 PENDERGRASS, GA. 30567
 706-824-7500 PHONE

www.mm.systems

For Spec-Data, Install Guides, and other data visit www.mm.systems

RIGHTS OF DESIGN

All rights of design, detail, engineering and/or invention contained herein are the property of MM Systems and hereby reserved and are not to be reproduced or provided to any other party. MM Systems reserves the right to amend or withdraw any information contained herein without notice and will not be liable for any inaccuracy or ambiguity of said information.

Split-Slab Dual Seismic Foam Seal System

SSD-AH Series Expansion Joint (400-1200)

Drawn by:
 LRM

Scale:
 NTS

Drawing Number:

SHT. 1 OF 3






Issue Date:
 07/10/2025

NY220324-01

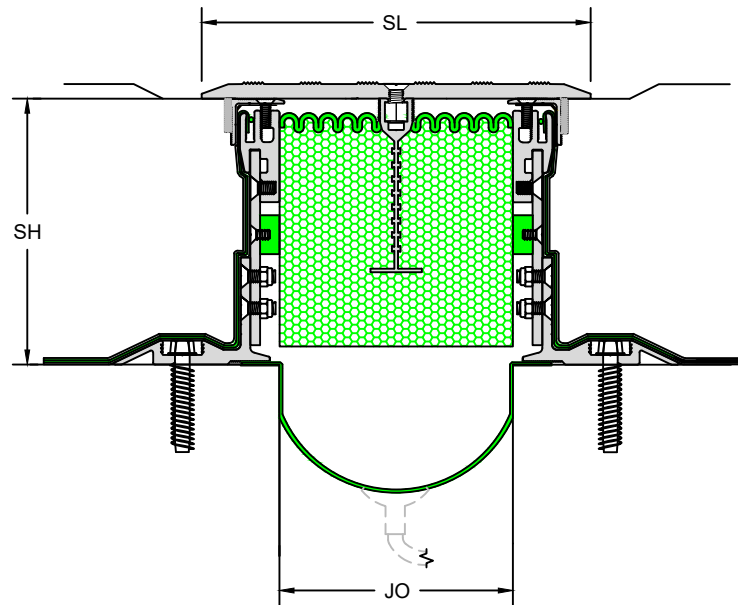
SSD SERIES EXPANSION JOINT MOVEMENT CHART

Model Number	Joint Opening (JO ^N)		Sight Line (SL ^N)		Thermal Movement (JO ^T)				Seismic Movement (JO ^S)				Total (JO ^A)		Slide Plate Thickness (ST)	
	Nominal		Nominal		Minimum		Maximum		Minimum		Maximum		Movement			
SSD-400	4.00	102	7.50	191	2.00	51	6.00	152	2.00	51	6.00	152	4.00	102	0.25	6
SSD-500	5.00	127	10.00	254	3.00	76	7.00	178	2.50	64	7.50	191	5.00	127	0.375	10
SSD-600	6.00	152	10.00	254	4.00	102	8.00	203	3.00	76	9.00	229	6.00	152	0.375	10
SSD-700	7.00	178	13.50	343	5.00	127	9.00	229	3.50	89	10.50	267	7.00	178	0.375	10
SSD-800	8.00	203	13.50	343	6.00	152	10.00	254	4.00	102	12.00	305	8.00	203	0.375	10
SSD-900	9.00	229	16.00	406	7.00	178	11.00	279	4.50	114	13.50	343	9.00	229	0.375	10
SSD-1000	10.00	254	16.00	406	8.00	203	12.00	305	5.00	127	15.00	381	10.00	254	0.375	10
SSD-1100	11.00	279	18.50	470	9.00	229	13.00	330	5.50	140	16.50	419	11.00	279	0.50	13
SSD-1200	12.00	305	18.50	470	10.00	254	14.00	356	6.00	152	18.00	457	12.00	305	0.50	13

Dimension shown in **inches** (bold) and millimeters. Refer to the SSD AutoCAD file for individual system drawings.

LOAD TABLE	
	Auto (Low Speed)
	Passenger Cart
	Scissor Lift
	Maintenance Cart
	Safe Walking Surface

Note: The SSD loading capabilities shown above are based upon average equipment weights, wheel types and sizes. For project-specific loading capabilities, contact MM Systems with technical data related to wheel type, contact area (footprint), distributed load per wheel, and speed of traffic.



Base Angle	System	
Size	Height (SH)	
4 x 2	3.25	83
4 x 2.25	3.5	89
4 x 2.5	3.75	95
4 x 2.75	4	102
4 x 3	4.25	108
4 x 3.25	4.5	114
4 x 3.5	4.75	121
4 x 3.75	5	127
4 x 4	5.25	133
4 x 4.25	5.5	140
4 x 4.5	5.75	146
4 x 4.75	6	152



50 MM WAY
PENDERGRASS, GA. 30567
706-824-7500 PHONE

www.mm.systems

For Spec-Data, Install Guides, and other data visit www.mm.systems

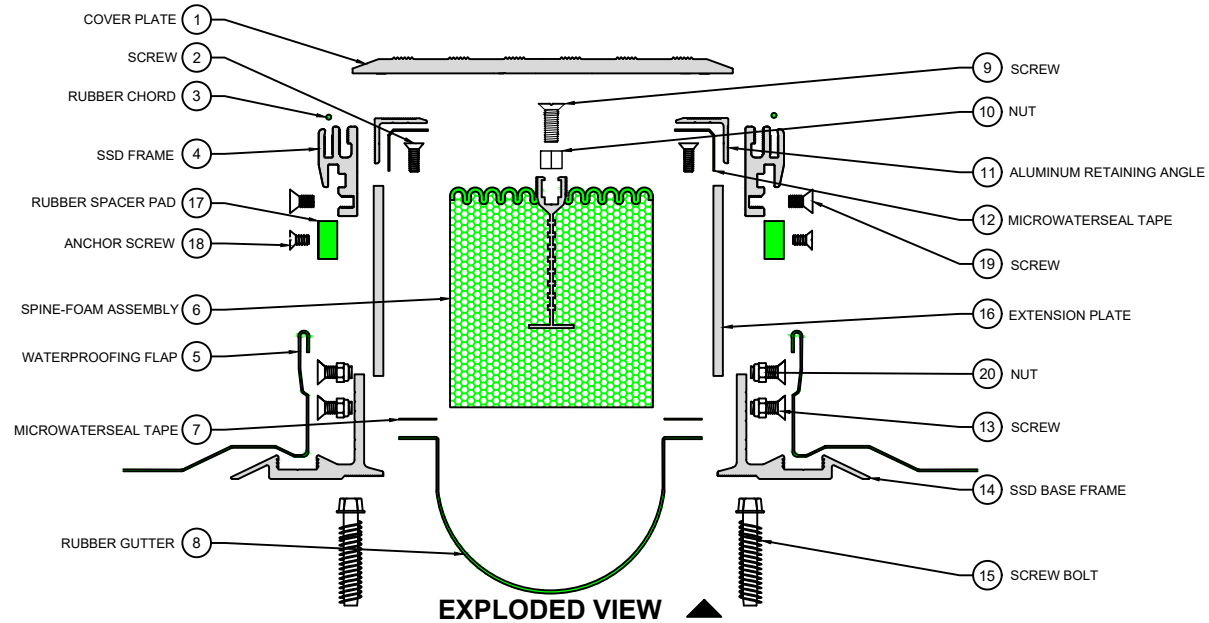
RIGHTS OF DESIGN

All rights of design, detail, engineering and/or invention contained herein are the property of MM Systems and hereby reserved and are not to be reproduced or provided to any other party. MM Systems reserves the right to amend or withdraw any information contained herein without notice and will not be liable for any inaccuracy or ambiguity of said information.

Split-Slab Dual Seismic Foam Seal System

SSD-AH Series (400-1200)

Drawn by: LRM	Scale: NTS	Drawing Number: NY220324-01
SHT. 2 OF 3	Issue Date: 07/10/2025	



EXPLODED VIEW ▲

▼ PART NUMBERS

Locator	Part Component	SSD-400	SSD-500	SSD-600	SSD-700	SSD-800	SSD-900	SSD-1000	SSD-1100	SSD-1200	Frame Height	Base Frame
1	Cover Plate	7146-M-10	7147-M-10	7147-M-10	7148-M-10	7148-M-10	7149-M-10	7149-M-10	7150-M-10	7150-M-10	3.25"	7431#0200
2	Screw	9382	9382	9382	9382	9382	9382	9382	9382	9382	3.50"	7431#0204
3	Rubber Chord	9457	9457	9457	9457	9457	9457	9457	9457	9457	3.75"	7431#0208
4	SSM Frame	8346	8346	8346	8346	8346	8346	8346	8346	8346	4.00"	7431#0212
5	Waterproofing Flap	9118-12	9118-12	9118-12	9118-12	9118-12	9118-12	9118-12	9118-12	9118-12	4.25"	7431#0300
6	Spine-Foam Assembly	ASSY-FOAMSPINE-40 0	ASSY-FOAMSPINE-50 0	ASSY-FOAMSPINE-60 0	ASSY-FOAMSPINE-70 0	ASSY-FOAMSPINE-80 0	ASSY-FOAMSPINE-90 0	ASSY-FOAMSPINE-10 00	ASSY-FOAMSPINE-11 00	ASSY-FOAMSPINE-12 00	4.50"	7431#0304
7	Microwaterseal Tape	Microwaterseal60X1	Microwaterseal60X1	Microwaterseal60X1	Microwaterseal60X1	Microwaterseal60X1	Microwaterseal60X1	Microwaterseal60X1	Microwaterseal60X1	Microwaterseal60X1	4.75"	7431#0308
8	Rubber Gutter	9109-14	9109-18	9109-18	9109-18	9109-24	9109-24	9109-24	9109-26	9109-26	5.00"	7431#0312
9	Screw	9034-1	9034-1	9034-1	9034-1	9034-1	9034-1	9034-1	9034-1	9034-1	5.25"	7431#0400
10	Nut	8328	8328	8328	8328	8328	8328	8328	8328	8328	5.50"	7431#0404
11	Aluminum Retaining Angle	8408	8408	8408	8408	8408	8408	8408	8408	8408	5.75"	7431#0408
12	Microwaterseal Tape	Microwaterseal30X2	Microwaterseal30X2	Microwaterseal30X2	Microwaterseal30X2	Microwaterseal30X2	Microwaterseal30X2	Microwaterseal30X2	Microwaterseal30X2	Microwaterseal30X2	6.00"	7431
13	Screw	9334	9334	9334	9334	9334	9334	9334	9334	9334		
14	SSD Base	See Base Frame Chart	See Base Frame Chart	See Base Frame Chart	See Base Frame Chart	See Base Frame Chart	See Base Frame Chart	See Base Frame Chart	See Base Frame Chart	See Base Frame Chart		
15	Screw-Bolt	7420	7420	7420	7420	7420	7420	7420	7420	7420		
16	Extension Plate	Project Specific	Project Specific	Project Specific	Project Specific	Project Specific	Project Specific	Project Specific	Project Specific	Project Specific		
17	Rubber Spacer Pad	8312-1/4	8312-1/4	8312-1/4	8312-1/4	8312-1/4	8312-1/4	8312-1/4	8312-1/4	8312-1/4		
18	Anchor Screw	7147	7147	7147	7147	7147	7147	7147	7147	7147		
19	Screw	9348	9348	9348	9348	9348	9348	9348	9348	9348		
20	Nut	9177	9177	9177	9177	9177	9177	9177	9177	9177		



50 MM WAY
PENDERGRASS, GA. 30567
706-824-7500 PHONE

www.mm.systems

For Spec-Data, Install Guides, and other data visit www.mm.systems

RIGHTS OF DESIGN

All rights of design, detail, engineering and/or invention contained herein are the property of MM Systems and hereby reserved and are not to be reproduced or provided to any other party. MM Systems reserves the right to amend or withdraw any information contained herein without notice and will not be liable for any inaccuracy or ambiguity of said information.

Split-Slab Dual Seismic Foam Seal System

SSD-AH Series (400-1200)

Drawn by: LRM	Scale: NTS	Drawing Number:
SHT. 3 OF 3	Issue Date: 07/10/2025	NY220324-01