

**SCG-C Series Adjustable Height Expansion Joint**  
 Sizes 200 through 1200  
 (Slab-to-Wall)



50 MM WAY  
 PENDERGRASS, GA. 30567  
 706-824-7500 PHONE

[www.mm.systems](http://www.mm.systems)

For Spec-Data, Install Guides, and other data visit [www.mm.systems](http://www.mm.systems)

**RIGHTS OF DESIGN**

All rights of design, detail, engineering and/or invention contained herein are the property of MM Systems and hereby reserved and are not to be reproduced or provided to any other party. MM Systems reserves the right to amend or withdraw any information contained herein without notice and will not be liable for any inaccuracy or ambiguity of said information.

**Split Slab Membrane Cover Gutter System**

**SCG-C Adjustable Height Series (200-1200)**





Drawn by: LRM	Scale: NTS	Drawing Number:
SHT. 1 OF 3	Issue Date: 07/15/2025	<b>NY211022-02</b>

### SCG-C SERIES EXPANSION JOINT MOVEMENT CHART

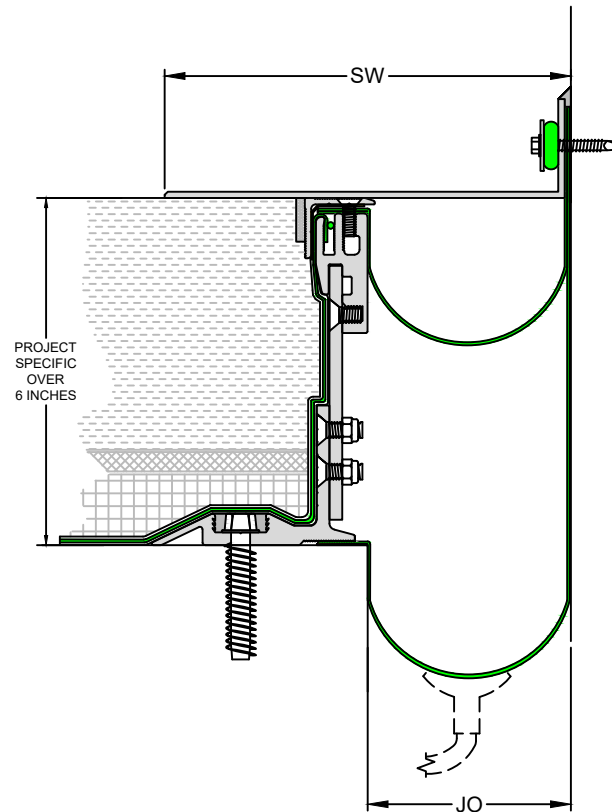
Model Number	Joint Opening (JO <sup>M</sup> )		Slide Plate Width (SW <sup>M</sup> )		Thermal Movement (JO <sup>T</sup> )				Seismic Movement (JO <sup>S</sup> )				Total (JO <sup>A</sup> )	
	Nominal		Nominal		Minimum		Maximum		Minimum		Maximum		Movement	
SCG-C-200	<b>2.00</b>	51	<b>6.00</b>	152	<b>1.00</b>	25	<b>4.00</b>	102	<b>0.25</b>	6	<b>4.00</b>	102	<b>3.75</b>	95
SCG-C-400	<b>4.00</b>	102	<b>8.00</b>	203	<b>1.00</b>	25	<b>6.00</b>	152	<b>0.25</b>	6	<b>6.00</b>	152	<b>5.75</b>	146
SCG-C-600	<b>6.00</b>	152	<b>11.00</b>	279	<b>1.00</b>	25	<b>9.00</b>	229	<b>0.25</b>	6	<b>9.00</b>	229	<b>8.75</b>	222
SCG-C-800	<b>8.00</b>	203	<b>14.00</b>	356	<b>1.00</b>	25	<b>12.00</b>	305	<b>0.25</b>	6	<b>12.00</b>	305	<b>11.75</b>	298
SCG-C-1000	<b>10.00</b>	254	<b>17.00</b>	432	<b>1.00</b>	25	<b>15.00</b>	381	<b>0.25</b>	6	<b>15.00</b>	381	<b>14.75</b>	375
SCG-C-1200	<b>12.00</b>	304	<b>20.00</b>	508	<b>1.00</b>	25	<b>18.00</b>	457	<b>0.25</b>	6	<b>18.00</b>	457	<b>17.75</b>	451

Dimension shown in **inches** (bold) and millimeters. Refer to the SCG AutoCAD file for individual system drawings.

#### LOAD TABLE

	Safe Walking Surface
	ADA Compliant
	Extreme Weather
	Shopping Cart

Note: The SCG-AH-C loading capabilities shown above are based upon average equipment weights, wheel types and sizes. For project-specific loading capabilities, contact MM Systems with technical data related to wheel type, contact area (footprint), distributed load per wheel, and speed of traffic.



50 MM WAY  
PENDERGRASS, GA. 30567  
706-824-7500 PHONE

[www.mm.systems](http://www.mm.systems)

For Spec-Data, Install Guides, and other data visit [www.mm.systems](http://www.mm.systems)

#### RIGHTS OF DESIGN

All rights of design, detail, engineering and/or invention contained herein are the property of MM Systems and hereby reserved and are not to be reproduced or provided to any other party. MM Systems reserves the right to amend or withdraw any information contained herein without notice and will not be liable for any inaccuracy or ambiguity of said information.

#### Split Slab Membrane Cover Gutter System

### SCG-C Adjustable Height Series (200-1200)

Drawn by:

LRM

Scale:

NTS

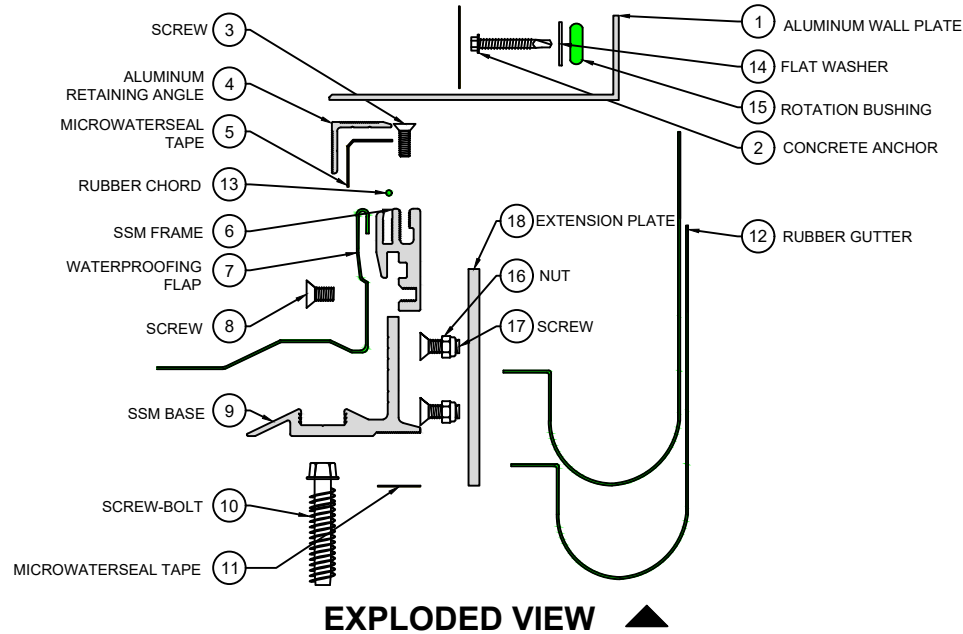
Drawing Number:

SHT. 2 OF 3

Issue Date:

07/15/2025

**NY211022-02**



**PART NUMBERS ▼**

Locator	Part Component	SCG-C-200	SCG-C-400	SCG-C-600	SCG-C-800	SCG-C-1000	SCG-C-1200	System Height	Base Frame
1	Aluminum Wall Plate	WAAA-AM-10-0600-00-18	WAAA-AM-10-0800-00-18	WAAA-AM-10-1100-00-18	WAAB-AM-10-1400-00-18	WAAB-AM-10-1700-00-18	WAAC-AM-10-2000-00-18	3.25"	7431#0200
2	Concrete Anchor	ASSY-SCD-1000	ASSY-SCD-1400	ASSY-SCD-1400	ASSY-SCD-1700	ASSY-SCD-1400	ASSY-SCD-1700	3.50"	7431#0204
3	Screw	9382	9382	9382	9382	9382	9382	3.75"	7431#0208
4	Aluminum Retaining Angle	7025-M-10	7025-M-10	7025-M-10	7025-M-10	7025-M-10	7025-M-10	4.00"	7431#0212
5	Microwaterseal Tape	Microwaterseal30X2	Microwaterseal30X2	Microwaterseal30X2	Microwaterseal30X2	Microwaterseal30X2	Microwaterseal30X2	4.25"	7431#0300
6	SCG Frame	8346	8346	8346	8346	8346	8346	4.50"	7431#0304
7	Waterproofing Flap	9118-12	9118-12	9118-12	9118-18	9118-18	9118-18	4.75"	7431#0308
8	Screw	9348	9348	9348	9348	9348	9348	5.00"	7431#0312
9	SCG Base	See Base Frame Chart	See Base Frame Chart	See Base Frame Chart	See Base Frame Chart	See Base Frame Chart	See Base Frame Chart	5.25"	7431#0400
10	Screw-Bolt	7420	7420	7420	7420	7420	7420	5.50"	7431#0404
11	Microwaterseal Tape	Microwaterseal60X1	Microwaterseal60X1	Microwaterseal60X1	Microwaterseal60X1	Microwaterseal60X1	Microwaterseal60X1	5.75"	7431#0408
12	Rubber Gutter	9109-12	9109-12	9109-12	9109-18	9109-18	9109-18	6.00"	7431
13	Rubber Chord	9457	9457	9457	9457	9457	9457		
14	Flat Washer	8312-1/4	8312-1/4	8312-1/4	8312-1/4	8312-1/4	8312-1/4		
15	Rotation Bushing	9455	9455	9455	9455	9455	9455		
16	Nut	9177	9177	9177	9177	9177	9177		
17	Screw	9334	9334	9334	9334	9334	9334		
18	Extension Plate	Project Specific	Project Specific	Project Specific	Project Specific	Project Specific	Project Specific		



50 MM WAY  
PENDERGRASS, GA. 30567  
706-824-7500 PHONE

[www.mm.systems](http://www.mm.systems)

For Spec-Data, Install Guides, and other data visit [www.mm.systems](http://www.mm.systems)

**RIGHTS OF DESIGN**

All rights of design, detail, engineering and/or invention contained herein are the property of MM Systems and hereby reserved and are not to be reproduced or provided to any other party. MM Systems reserves the right to amend or withdraw any information contained herein without notice and will not be liable for any inaccuracy or ambiguity of said information.

**Split Slab Membrane Cover Gutter System**

**SCG-C Adjustable Height Series (200-1200)**

Drawn by: LRM	Scale: NTS	Drawing Number:
SHT. 3 OF 3	Issue Date: 07/15/2025	<b>NY211022-02</b>