

**VSW Series Expansion Joint**  
**Sizes 200 through 800**  
**(Wall-to-Wall)**



**MM**<sup>®</sup>  
**SYSTEMS**

50 MM WAY  
 PENDERGRASS, GA. 30567  
 706-824-7500 PHONE

[www.mm.systems](http://www.mm.systems)

For Spec-Data, Install Guides, and other data visit [www.mm.systems](http://www.mm.systems)

**RIGHTS OF DESIGN**

All rights of design, detail, engineering and/or invention contained herein are the property of MM Systems and hereby reserved and are not to be reproduced or provided to any other party. MM Systems reserves the right to amend or withdraw any information contained herein without notice and will not be liable for any inaccuracy or ambiguity of said information.

**Visual Seal Wall System**

**VSW Series (200-800)**


Drawn by: LRM	Scale: NTS	Drawing Number:  <b>21000-01</b>
SHT. 1 OF 3	Issue Date: 01/30/2025	

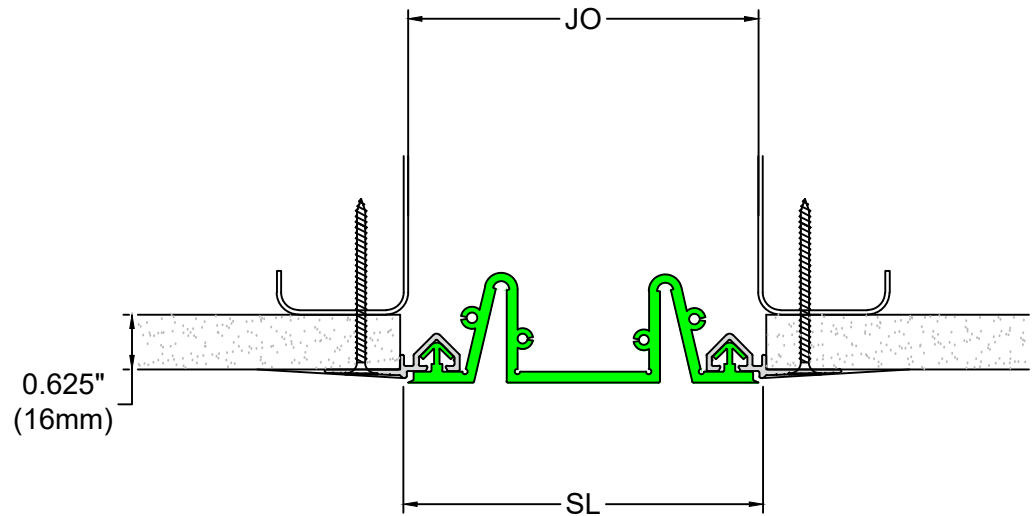
# VSW SERIES EXPANSION JOINT MOVEMENT CHART (200-800)

Model Number	Joint Opening (JO <sup>N</sup> )		Thermal Movement (JO <sup>T</sup> )				Seismic Movement (JO <sup>S</sup> )				Total (JO <sup>A</sup> )		Sight Line (SL)	
	Nominal		Minimum		Maximum		Minimum		Maximum		Movement		Nominal	
<b>VSW-200</b>	<b>2.00</b>	51	<b>1.50</b>	38	<b>2.50</b>	63	<b>1.00</b>	25	<b>3.00</b>	76	<b>2.00</b>	51	<b>2.18</b>	55
<b>VSW-300</b>	<b>3.00</b>	76	<b>2.50</b>	57	<b>3.50</b>	95	<b>1.50</b>	38	<b>4.50</b>	115	<b>3.00</b>	76	<b>3.18</b>	81
<b>VSW-400</b>	<b>4.00</b>	102	<b>3.50</b>	95	<b>4.50</b>	115	<b>2.00</b>	51	<b>6.00</b>	152	<b>4.00</b>	102	<b>4.18</b>	106
<b>VSW-500</b>	<b>5.00</b>	127	<b>4.50</b>	115	<b>5.50</b>	140	<b>2.50</b>	57	<b>7.50</b>	191	<b>5.00</b>	127	<b>5.18</b>	132
<b>VSW-600</b>	<b>6.00</b>	<b>152</b>	<b>5.50</b>	140	<b>6.50</b>	165	<b>3.00</b>	76	<b>9.00</b>	229	<b>6.00</b>	152	<b>6.18</b>	157
<b>VSW-700</b>	<b>7.00</b>	178	<b>6.50</b>	165	<b>7.50</b>	191	<b>3.50</b>	95	<b>10.50</b>	267	<b>7.00</b>	178	<b>7.18</b>	183
<b>VSW-800</b>	<b>8.00</b>	203	<b>7.50</b>	191	<b>8.50</b>	216	<b>4.00</b>	102	<b>12.00</b>	305	<b>8.00</b>	203	<b>8.18</b>	208

Dimension shown in **inches** (bold) and millimeters. Refer to the VSW AutoCAD file for individual system drawings.

### CONSIDERATIONS

	Color Options
	Kynar Paint
	Vandal Resistant



50 MM WAY  
PENDERGRASS, GA. 30567  
706-824-7500 PHONE

[www.mm.systems](http://www.mm.systems)

For Spec-Data, Install Guides, and other data visit [www.mm.systems](http://www.mm.systems)

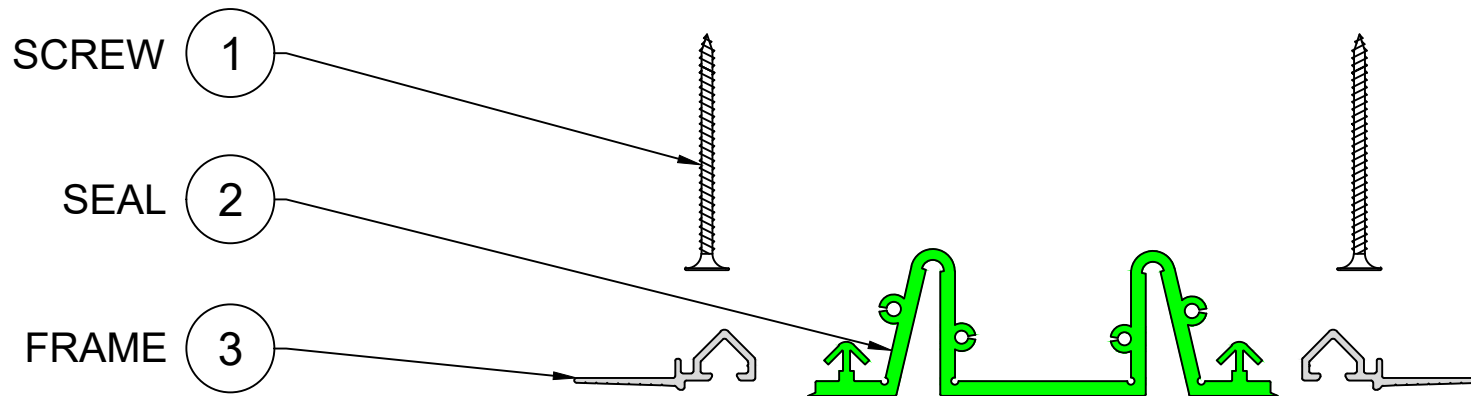
### RIGHTS OF DESIGN

All rights of design, detail, engineering and/or invention contained herein are the property of MM Systems and hereby reserved and are not to be reproduced or provided to any other party. MM Systems reserves the right to amend or withdraw any information contained herein without notice and will not be liable for any inaccuracy or ambiguity of said information.

### Visual Seal Wall System

## VSW Series (200-800)

Drawn by: LRM	Scale: NTS	Drawing Number:
SHT. 2 OF 3	Issue Date: 01/30/2025	<b>21000-01</b>



EXPLODED VIEW ▲

PART NUMBERS ▼

Locator	Part Component	VSW-200	VSW-300	VSW-400	VSW-500	VSW-600	VSW-800
1	Screw	9423	9423	9423	9423	9423	9423
2	Seal	9822	9823	9824	9825	9826	9827
3	Frame	8815	8815	8815	8815	8815	8815



50 MM WAY  
PENDERGRASS, GA. 30567  
706-824-7500 PHONE

[www.mm.systems](http://www.mm.systems)

For Spec-Data, Install Guides, and other data visit [www.mm.systems](http://www.mm.systems)

#### RIGHTS OF DESIGN

All rights of design, detail, engineering and/or invention contained herein are the property of MM Systems and hereby reserved and are not to be reproduced or provided to any other party. MM Systems reserves the right to amend or withdraw any information contained herein without notice and will not be liable for any inaccuracy or ambiguity of said information.

#### Visual Seal Wall System

### VSW Series (200-800)

Drawn by: LRM	Scale: NTS	Drawing Number:  <b>21000-01</b>
SHT. 3 OF 3	Issue Date: 01/30/2025	