

## VSS-E Series Expansion Joint Sizes 200 through 600 (Wall-to-Wall)



50 MM WAY  
 PENDERGRASS, GA. 30567  
 706-824-7500 PHONE

[www.mm.systems](http://www.mm.systems)

For Spec-Data, Install Guides, and other data visit [www.mm.systems](http://www.mm.systems)

### RIGHTS OF DESIGN

All rights of design, detail, engineering and/or invention contained herein are the property of MM Systems and hereby reserved and are not to be reproduced or provided to any other party. MM Systems reserves the right to amend or withdraw any information contained herein without notice and will not be liable for any inaccuracy or ambiguity of said information.

### Vertical Sealing System





## VSS-E Series(200-600)

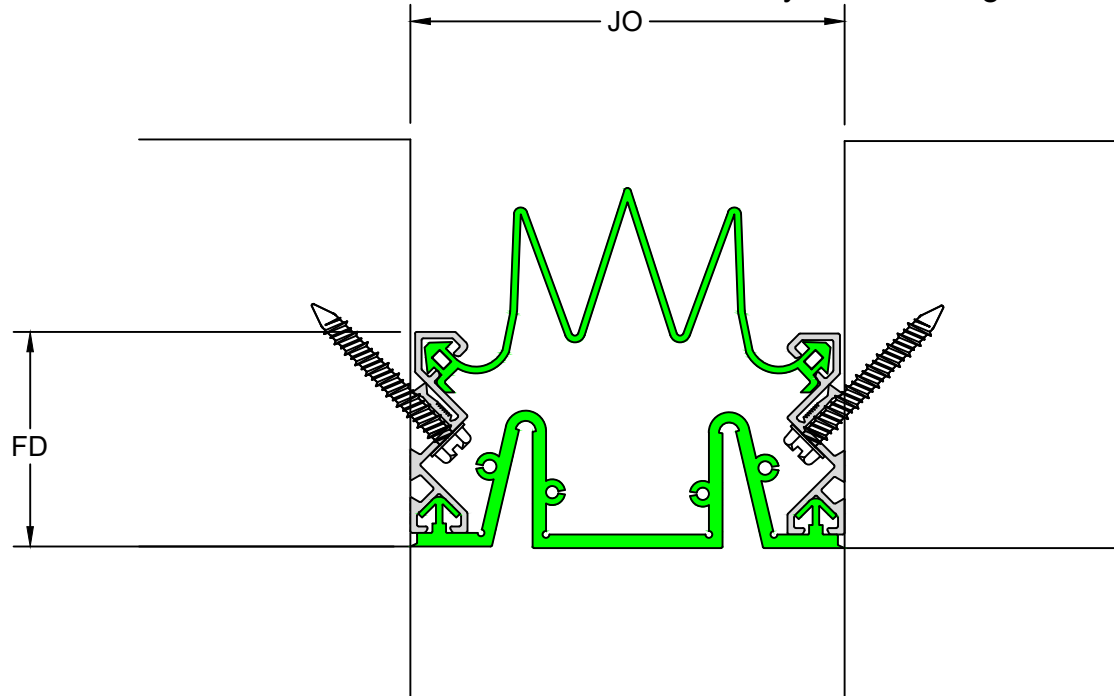
Drawn by: LRM	Scale: NTS	Drawing Number:
SHT. 1 OF 3	Issue Date: 01/31/2025	<b>31500-01E</b>

# VSS-E SERIES EXPANSION JOINT MOVEMENT CHART (200-600) / 50% MOVEMENT

Model Number	Joint Opening (JO <sup>N</sup> )		Thermal Movement (JO <sup>T</sup> )				Seismic Movement (JO <sup>S</sup> )				Total (JO <sup>A</sup> )	
	Nominal		Minimum		Maximum		Minimum		Maximum		Movement	
VSS-200	<b>2.00</b>	51	<b>1.00</b>	25	<b>3.00</b>	76	<b>1.00</b>	25	<b>3.00</b>	76	<b>2.00</b>	51
VSS-300	<b>3.00</b>	76	<b>1.50</b>	38	<b>4.50</b>	114	<b>1.50</b>	38	<b>4.50</b>	114	<b>3.00</b>	76
VSS-400	<b>4.00</b>	102	<b>2.00</b>	51	<b>6.00</b>	152	<b>2.00</b>	51	<b>6.00</b>	152	<b>4.00</b>	102
VSS-500	<b>5.00</b>	127	<b>3.00</b>	76	<b>7.00</b>	178	<b>2.50</b>	64	<b>7.50</b>	191	<b>5.00</b>	127
VSS-600	<b>6.00</b>	152	<b>4.00</b>	102	<b>8.00</b>	203	<b>3.00</b>	76	<b>9.00</b>	229	<b>6.00</b>	152

Dimension shown in **inches** (bold) and millimeters. Refer to the VSS AutoCAD file for individual system drawings.

CONSIDERATIONS	
	Color Options
	Thermal
	Seismic
	Extreme Weather



50 MM WAY  
PENDERGRASS, GA. 30567  
706-824-7500 PHONE

[www.mm.systems](http://www.mm.systems)

For Spec-Data, Install Guides, and other data visit [www.mm.systems](http://www.mm.systems)

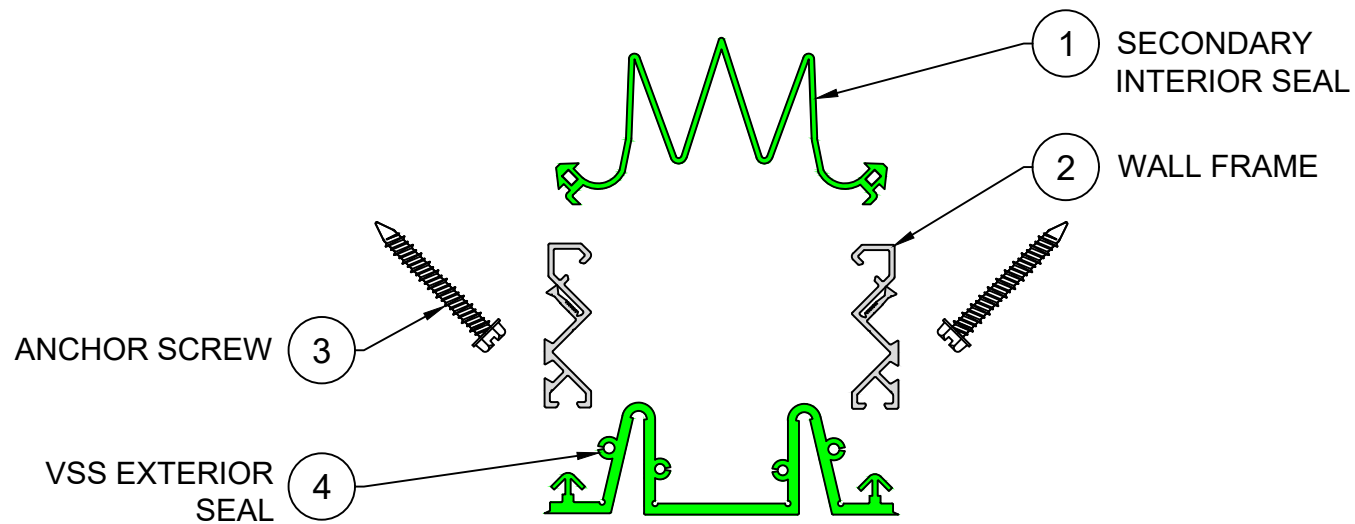
### RIGHTS OF DESIGN

All rights of design, detail, engineering and/or invention contained herein are the property of MM Systems and hereby reserved and are not to be reproduced or provided to any other party. MM Systems reserves the right to amend or withdraw any information contained herein without notice and will not be liable for any inaccuracy or ambiguity of said information.

### Vertical Sealing System

### VSS-E Series(200-600)

Drawn by: LRM	Scale: NTS	Drawing Number:  <b>31500-01E</b>
SHT. 2 OF 3	Issue Date: 01/31/2025	



EXPLODED VIEW ▲  
PART NUMBERS ▼

Locator	Part Component	VSS-200	VSS-300	VSS-400	VSS-500	VSS-600
1	Secondary Interior Seal	9820	9820	9820	9821	9821
2	Wall Frame	8154	8154	8154	8154	8154
3	Anchor Screw	9397	9397	9397	9397	9397
4	VSS Exterior Seal	9822	9823	9824	9825	9826



50 MM WAY  
PENDERGRASS, GA. 30567  
706-824-7500 PHONE

[www.mm.systems](http://www.mm.systems)

For Spec-Data, Install Guides, and other data visit [www.mm.systems](http://www.mm.systems)

#### RIGHTS OF DESIGN

All rights of design, detail, engineering and/or invention contained herein are the property of MM Systems and hereby reserved and are not to be reproduced or provided to any other party. MM Systems reserves the right to amend or withdraw any information contained herein without notice and will not be liable for any inaccuracy or ambiguity of said information.

#### Vertical Sealing System VSS-E Series(200-600)

Drawn by: LRM	Scale: NTS	Drawing Number:  <b>31500-01E</b>
SHT. 3 OF 3	Issue Date: 01/31/2025	