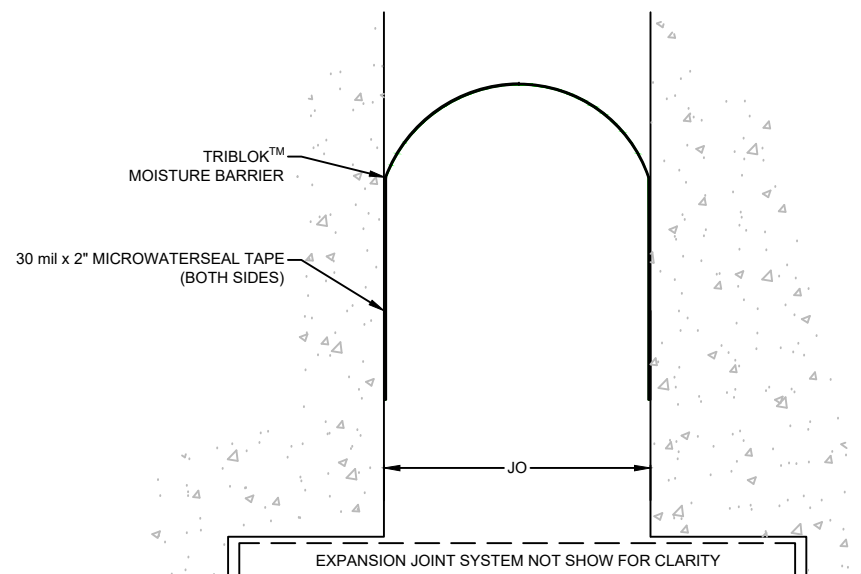


TGS Series Gutter System
Sizes 300 through 2400
(Slab-to-Slab)



TGS Series Gutter System
Sizes 300 through 2400
(Wall-to-Wall)



50 MM WAY
 PENDERGRASS, GA. 30567
 706-824-7500 PHONE

www.mm.systems

For Spec-Data, Install Guides, and other data visit www.mm.systems

RIGHTS OF DESIGN

All rights of design, detail, engineering and/or invention contained herein are the property of MM Systems and hereby reserved and are not to be reproduced or provided to any other party. MM Systems reserves the right to amend or withdraw any information contained herein without notice and will not be liable for any inaccuracy or ambiguity of said information.

Top-Down Gutter System

TGS Series (300-2400)

Drawn by: LRM	Scale: NTS	Drawing Number: 30850-01
SHT. 1 OF 3	Issue Date: 01/24/2025	

TGS SERIES EXPANSION JOINT MOVEMENT CHART

Model Number	Joint Opening (JO _N)		Thermal Movement (JO _T)				Seismic Movement (JO _S)				Total (JO _Δ)	
	Nominal		Minimum		Maximum		Minimum		Maximum		Movement	
TGS-300	3.00	76	1.50	38	4.50	114	1.00	25	5.00	127	4.00	102
TGS-600	6.00	152	3.00	76	9.00	229	1.00	25	11.00	279	10.00	254
TGS-900	9.00	229	4.50	114	17.00	432	1.00	25	17.00	432	16.00	406
TGS-1200	12.00	305	6.00	152	23.00	584	1.00	25	23.00	584	22.00	559
TGS-1400	14.00	355	7.00	178	29.00	736	1.00	25	29.00	736	28.00	711
TGS-1700	17.00	432	8.50	216	35.00	889	1.00	25	35.00	889	34.00	814
TGS-2000	20.00	508	10.00	254	41.00	1041	1.00	25	41.00	1041	40.00	1016
TGS-2400	24.00	610	12.00	305	49.00	1245	1.00	25	49.00	1245	48.00	1219

Dimension shown in inches (bold) and millimeters. JO = Joint Opening. SL = Sight Line. Color Options for rubber seals are Black or Special Order Gray.

CONSIDERATIONS



Extreme Weather



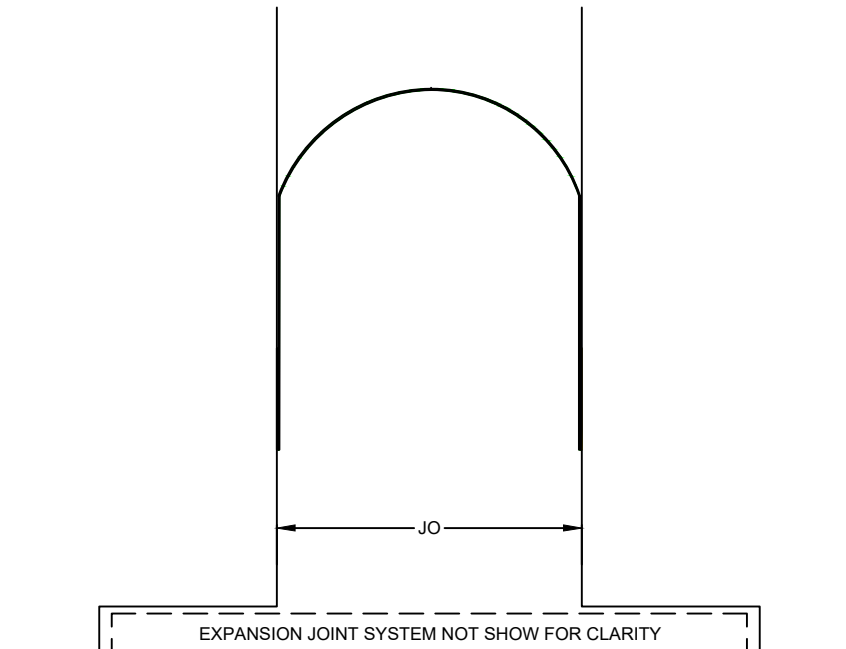
Rain Resistant



Seismic



Thermal



RIGHTS OF DESIGN

All rights of design, detail, engineering and/or invention contained herein are the property of MM Systems and hereby reserved and are not to be reproduced or provided to any other party. MM Systems reserves the right to amend or withdraw any information contained herein without notice and will not be liable for any inaccuracy or ambiguity of said information.

Top-Down Gutter System

TGS Series (300-2400)

Drawn by:

LRM

Scale:

NTS

Drawing Number:

SHT. 2 OF 3

Issue Date:
01/24/2025

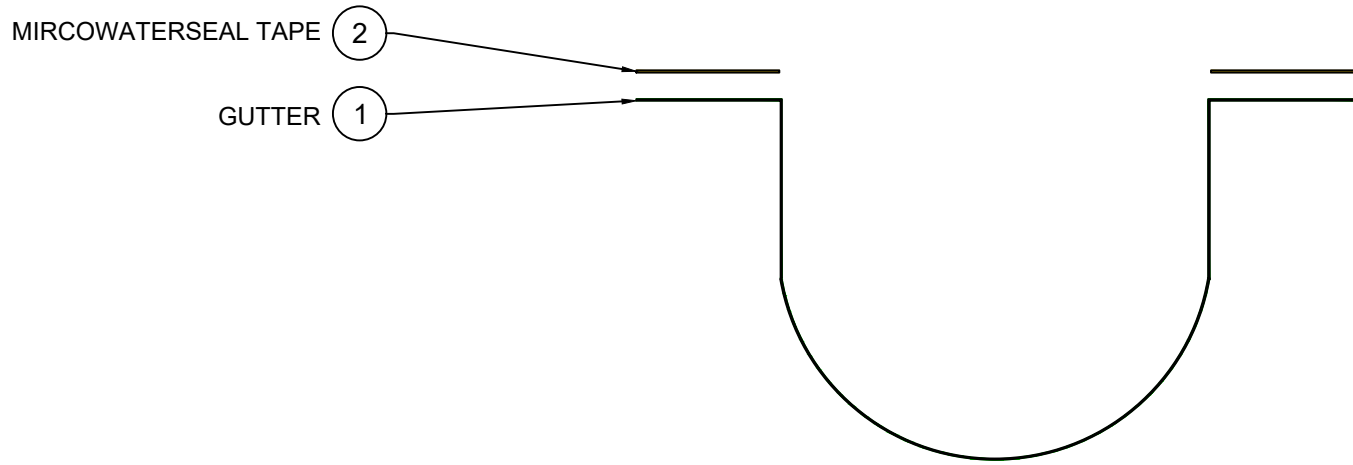
30850-01



50 MM WAY
PENDERGRASS, GA. 30567
706-824-7500 PHONE

www.mm.systems

For Spec-Data, Install Guides, and other data visit www.mm.systems



EXPLODED VIEW ▲
PART NUMBERS ▼

Locator	Part Component	TGS-300	TGS-600	TGS-900	TGS-1200	TGS-1400	TGS-1700	TGS-2000	TGS-2400
1	Gutter	MBTB-10.5	MBTB-21	MBTB-21	MBTB-31.5	MBTB-31.5	MBTB-63	MBTB-63	MBTB-63
2	Mircowaterseal Tape	Microwaterseal30X2	Microwaterseal30X2	Microwaterseal30X2	Microwaterseal30X2	Microwaterseal30X2	Microwaterseal30X2	Microwaterseal30X2	Microwaterseal30X2



50 MM WAY
 PENDERGRASS, GA. 30567
 706-824-7500 PHONE

www.mm.systems

For Spec-Data, Install Guides, and other data visit www.mm.systems

RIGHTS OF DESIGN

All rights of design, detail, engineering and/or invention contained herein are the property of MM Systems and hereby reserved and are not to be reproduced or provided to any other party. MM Systems reserves the right to amend or withdraw any information contained herein without notice and will not be liable for any inaccuracy or ambiguity of said information.

Top-Down Gutter System
TGS Series (300-2400)

Drawn by: LRM	Scale: NTS	Drawing Number:
SHT. 3 OF 3	Issue Date: 01/24/2025	30850-01