

## SSF-C Expansion Joint Series

Sizes 150 through 350

(Slab-to-Wall)



50 MM WAY  
PENDERGRASS, GA. 30567  
706-824-7500 PHONE

[www.mm.systems](http://www.mm.systems)

For Spec-Data, Install Guides, and other data visit [www.mm.systems](http://www.mm.systems)

### RIGHTS OF DESIGN

All rights of design, detail, engineering and/or invention contained herein are the property of MM Systems and hereby reserved and are not to be reproduced or provided to any other party. MM Systems reserves the right to amend or withdraw any information contained herein without notice and will not be liable for any inaccuracy or ambiguity of said information.

Split Slab Seismic Foam Silicone Healing System

SSF-C Series (150-350)

Drawn by:

LRM

Scale:

NTS

Drawing Number:

SHT. 1 OF 3

Issue Date:  
03/03/2025






NY211028-02

## SSF SERIES EXPANSION JOINT MOVEMENT CHART

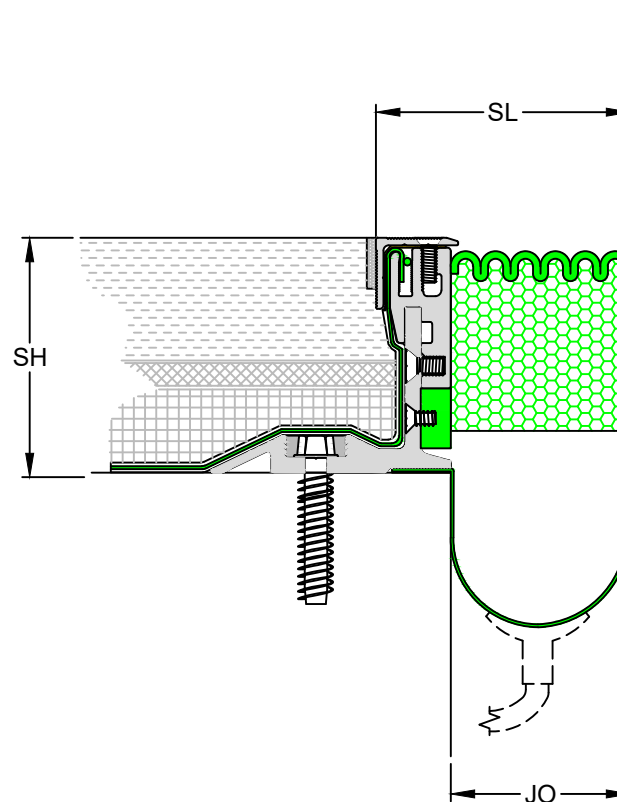
Model Number	Joint Opening (JO <sup>N</sup> )		Sight Line (SL <sup>N</sup> )		Thermal/Seismic Movement (JO <sup>T</sup> )				Total (JO <sup>A</sup> )	
	Nominal		Nominal		Minimum		Maximum		Movement	
SSF-C-150	<b>1.50</b>	38	<b>2.75</b>	70	<b>0.75</b>	19	<b>2.25</b>	57	<b>1.50</b>	38
SSF-C-200	<b>2.00</b>	51	<b>3.25</b>	83	<b>1.00</b>	25	<b>3.00</b>	76	<b>2.00</b>	51
SSF-C-300	<b>3.00</b>	76	<b>4.25</b>	108	<b>1.50</b>	38	<b>4.50</b>	114	<b>3.00</b>	76
SSF-C-350	<b>3.50</b>	89	<b>4.75</b>	121	<b>1.75</b>	44	<b>5.25</b>	133	<b>3.50</b>	89

Dimension shown in **inches** (bold) and millimeters. Refer to the SSF AutoCAD file for individual system drawings. Please see SCF product family for split slab foam expansion joint system 4" and above.

### LOAD TABLE

	Safe Walking Surface
	Auto (Low Speed)
	Maintenance Cart
	Passenger Cart
	Rain Resistant

Note: The SSF-C loading capabilities shown above are based upon average vehicular and equipment weights, wheel types and sizes. For project-specific loading capabilities, contact MM Systems with technical data related to wheel type, contact area (footprint), distributed load per wheel, and speed of traffic.



### Height Chart

Base Angle	System	
Size	Height (SH)	
4 x 2	3.25	83
4 x 2.25	3.5	89
4 x 2.5	3.75	95
4 x 2.75	4	102
4 x 3	4.25	108
4 x 3.25	4.5	114
4 x 3.5	4.75	121
4 x 3.75	5	127
4 x 4	5.25	133
4 x 4.25	5.5	140
4 x 4.5	5.75	146
4 x 4.75	6	152



50 MM WAY  
PENDERGRASS, GA. 30567  
706-824-7500 PHONE

[www.mm.systems](http://www.mm.systems)

For Spec-Data, Install Guides, and other data visit [www.mm.systems](http://www.mm.systems)

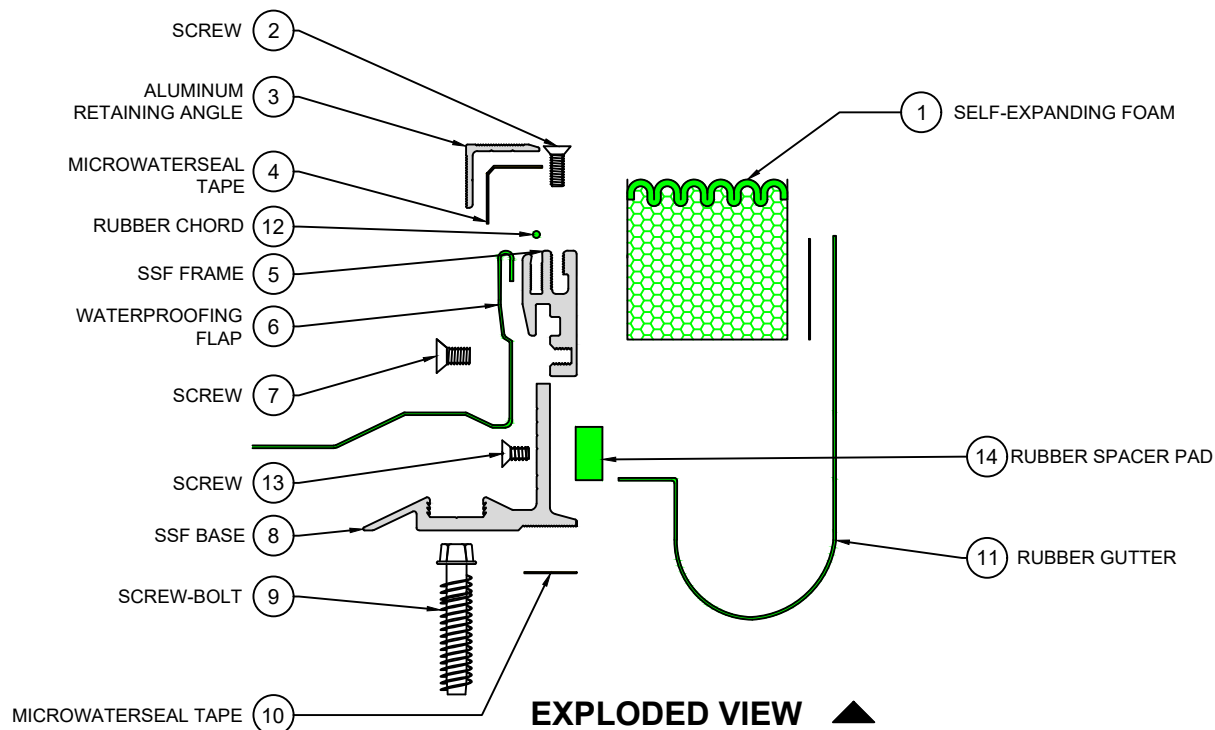
### RIGHTS OF DESIGN

All rights of design, detail, engineering and/or invention contained herein are the property of MM Systems and hereby reserved and are not to be reproduced or provided to any other party. MM Systems reserves the right to amend or withdraw any information contained herein without notice and will not be liable for any inaccuracy or ambiguity of said information.

### Split Slab Seismic Foam Silicone Healing System

### SSF-C Series (150-350)

Drawn by: LRM	Scale: NTS	Drawing Number:
SHT. 2 OF 3	Issue Date: 03/03/2025	<b>NY211028-02</b>



### PART NUMBERS ▼

Locator	Part Component	SSF-C-150	SSF-C-200	SSF-C-300	SSF-C-350
1	Self-Expanding Foam	8470-150	8470-200	8470-300	8470-350
2	Screw	9382	9382	9382	9382
3	Aluminum Retaining Angle	7025-M-10	7025-M-10	7025-M-10	7025-M-10
4	Microwaterseal Tape	Microwaterseal30X2	Microwaterseal30X2	Microwaterseal30X2	Microwaterseal30X2
5	SSF Frame	8346	8346	8346	8346
6	Waterproofing Flap	9118-12	9118-12	9118-12	9118-12
7	Screw	9348	9348	9348	9348
8	SSF Base	See Base Frame Chart	See Base Frame Chart	See Base Frame Chart	See Base Frame Chart
9	Screw-Bolt	7420	7420	7420	7420
10	Microwaterseal Tape	Microwaterseal60X1	Microwaterseal60X1	Microwaterseal60X1	Microwaterseal60X1
11	Rubber Gutter	9109-12	9109-12	9109-12	9109-18
12	Rubber Chord	9457	9457	9457	9457
13	Screw	9558-1/2	9558-1/2	9558-1/2	9558-1/2
14	Rubber Space Pad	8312-1/4	8312-1/4	8312-1/4	8312-1/4

System Height	Base Frame
3.25"	7431#0200
3.50"	7431#0204
3.75"	7431#0208
4.00"	7431#0212
4.25"	7431#0300
4.50"	7431#0304
4.75"	7431#0308
5.00"	7431#0312
5.25"	7431#0400
5.50"	7431#0404
5.75"	7431#0408
6.00"	7431



50 MM WAY  
PENDERGRASS, GA. 30567  
706-824-7500 PHONE

[www.mm.systems](http://www.mm.systems)

For Spec-Data, Install Guides, and other data visit [www.mm.systems](http://www.mm.systems)

### RIGHTS OF DESIGN

All rights of design, detail, engineering and/or invention contained herein are the property of MM Systems and hereby reserved and are not to be reproduced or provided to any other party. MM Systems reserves the right to amend or withdraw any information contained herein without notice and will not be liable for any inaccuracy or ambiguity of said information.

**Split Slab Seismic Foam Silicone Healing System**

**SSF Series (150-350)**

Drawn by:

LRM

Scale:

NTS

Drawing Number:

SHT. 3 OF 3

Issue Date:  
03/03/2025

**NY211028-02**