

SMS Series Expansion Joint **Sizes 400 through 1200** **(Slab-to-Slab)**



50 MM WAY
PENDERGRASS, GA. 30567
706-824-7500 PHONE

www.mm.systems

For Spec-Data, Install Guides, and other data visit www.mm.systems

RIGHTS OF DESIGN

All rights of design, detail, engineering and/or invention contained herein are the property of MM Systems and hereby reserved and are not to be reproduced or provided to any other party. MM Systems reserves the right to amend or withdraw any information contained herein without notice and will not be liable for any inaccuracy or ambiguity of said information.

Surface Mount Seismic Cover Expansion Joint

SMS Series (400-1200) / 50% Movement

Drawn by:
LRM

SHT. 1 OF 3

Scale:
NTS

Issue Date:
01/07/2025

Drawing Number:





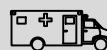
31100-01A

SMS SERIES EXPANSION JOINT MOVEMENT CHART (400-1200) / 50% MOVEMENT

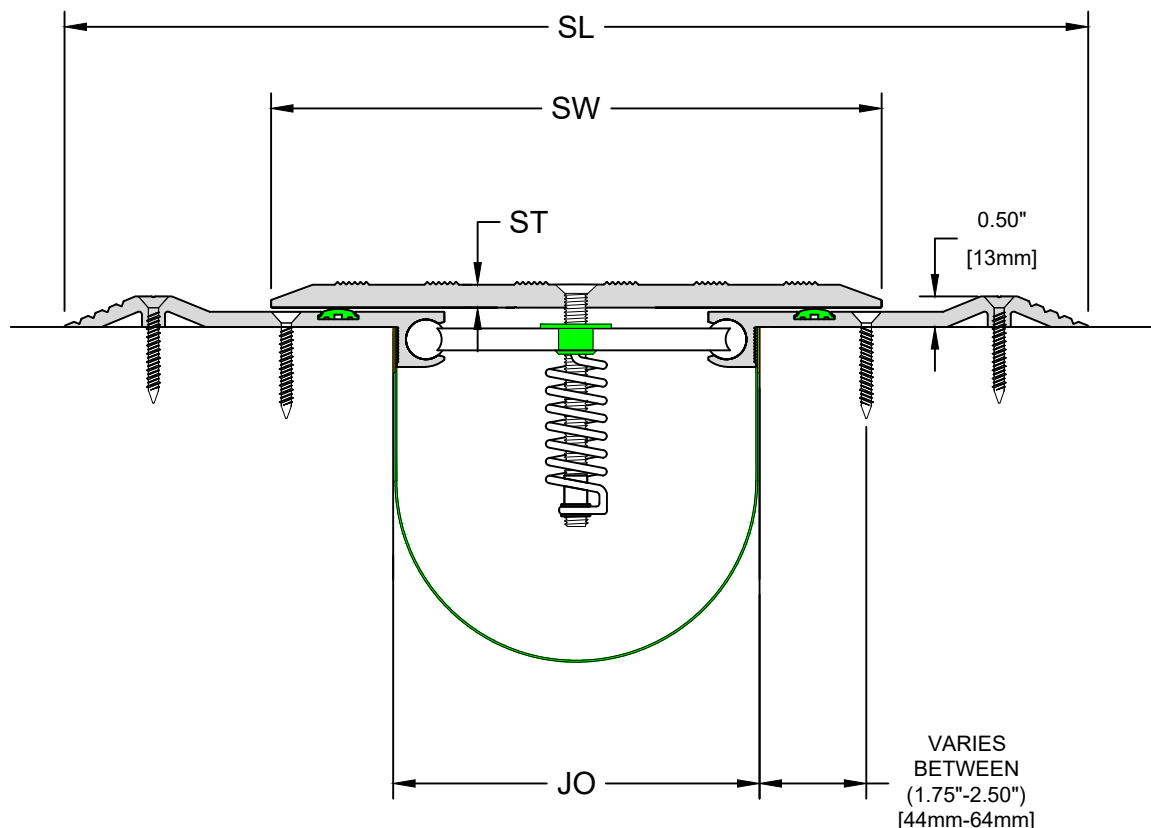
Model Number	Joint Opening (JO ^N)		Sight Line (SL ^N)		Thermal Movement (JO ^T)				Seismic Movement (JO ^S)				Total (JO ^A)		Slide Plate Thickness (ST)		Slide Plate Width (SW)	
	Nominal		Nominal		Minimum		Maximum		Minimum		Maximum		Movement					
SMS-400	4.00	102	14.78	375	2.00	51	6.00	152	2.00	51	6.00	152	4.00	102	0.250	6	7.50	191
SMS-600	6.00	152	16.78	426	4.00	102	8.00	203	3.00	76	9.00	229	6.00	152	0.375	10	10.00	254
SMS-800	8.00	203	21.78	553	6.00	152	10.00	254	4.00	102	12.00	305	8.00	203	0.375	10	13.50	343
SMS-1000	10.00	254	23.78	604	8.00	203	12.00	305	5.00	127	15.00	381	10.00	254	0.375	10	16.00	406
SMS-1200	12.00	305	25.78	655	10.00	254	14.00	356	6.00	152	18.00	457	12.00	305	0.500	13	18.50	470

Dimension shown in **inches** (bold) and millimeters. Refer to the SMS AutoCAD file for individual system drawings.

LOAD TABLE

	ADA Compliant
	Maintenance Cart
	Auto (Low Speed)
	Passenger Cart
	Emergency Vehicle (Low Speed)

Note: The SMS loading capabilities shown above are based upon average equipment weights, wheel types and sizes. For project-specific loading capabilities, contact MM Systems with technical data related to wheel type, contact area (footprint), distributed load per wheel, and speed of traffic.



50 MM WAY
PENDERGRASS, GA. 30567
706-824-7500 PHONE

www.mm.systems

For Spec-Data, Install Guides, and other data visit www.mm.systems

RIGHTS OF DESIGN

All rights of design, detail, engineering and/or invention contained herein are the property of MM Systems and hereby reserved and are not to be reproduced or provided to any other party. MM Systems reserves the right to amend or withdraw any information contained herein without notice and will not be liable for any inaccuracy or ambiguity of said information.

Surface Mount Seismic Cover Expansion Joint

SMS Series (400-1200) / 50% Movement

Drawn by:
LRM

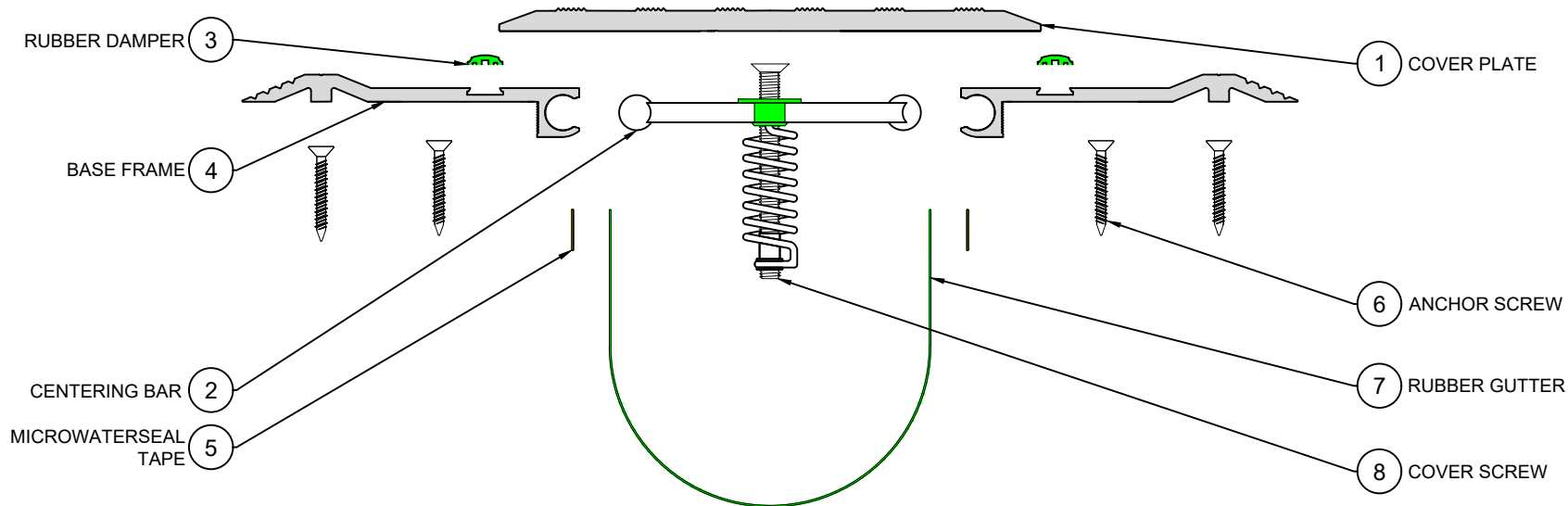
Scale:
NTS

Drawing Number:

SHT. 2 OF 3

Issue Date:
01/07/2025

31100-01A



EXPLODED VIEW ▲

PART NUMBERS ▼

Locator	Part Component	SMS-400	SMS-600	SMS-800	SMS-1000	SMS-1200
1	Cover Plate	7146	7147	7148	7149	7150
2	Centering Bar	ASSY-SCD-1000-v2	ASSY-SCD-1400-v2	ASSY-SCD-1700-v2	ASSY-SCD-1700-v2	ASSY-SCD-2000-S001-v2
3	Rubber Damper	8461-65	8461-65	8461-65	8461-65	8461-65
4	Base Frame	ASSY-71397142-M-10-00-18	ASSY-71397142-M-10-00-18	ASSY-71387142-M-10-00-18	ASSY-71387142-M-10-00-18	ASSY-71387142-M-10-00-18
5	Microwaterseal Tape	Microwaterseal60X3/4	Microwaterseal60X3/4	Microwaterseal60X3/4	Microwaterseal60X3/4	Microwaterseal60X3/4
6	Anchor Screw	9377	9377	9377	9377	9377
7	Rubber Gutter	9109-18	9109-18	9109-18	9109-18	9109-18
8	Cover Screw	8325	8325	8325	8325	8325



50 MM WAY
PENDERGRASS, GA. 30567
706-824-7500 PHONE

www.mm.systems

For Spec-Data, Install Guides, and other data visit www.mm.systems

RIGHTS OF DESIGN

All rights of design, detail, engineering and/or invention contained herein are the property of MM Systems and hereby reserved and are not to be reproduced or provided to any other party. MM Systems reserves the right to amend or withdraw any information contained herein without notice and will not be liable for any inaccuracy or ambiguity of said information.

Surface Mount Seismic Cover Expansion Joint

SMS Series (400-1200) / 50% Movement

Drawn by:

LRM

Scale:

NTS

Drawing Number:

SHT. 3 OF 3

Issue Date:

01/07/2025

31100-01A