

SMS-C Series Expansion Joint
Sizes 400 through 1200
(Slab-to-Wall)



50 MM WAY
PENDERGRASS, GA. 30567
706-824-7500 PHONE

www.mm.systems

For Spec-Data, Install Guides, and other data visit www.mm.systems

RIGHTS OF DESIGN

All rights of design, detail, engineering and/or invention contained herein are the property of MM Systems and hereby reserved and are not to be reproduced or provided to any other party. MM Systems reserves the right to amend or withdraw any information contained herein without notice and will not be liable for any inaccuracy or ambiguity of said information.

Surface Mount Seismic Cover Expansion Joint

SMS-C Series (400-1200) / 50% Movement

Drawn by:
LRM

Scale:
NTS

Drawing Number:

SHT. 1 OF 3

Issue Date:
01/07/2025

31100-03A

SMS-C SERIES EXPANSION JOINT MOVEMENT CHART (400-1200) / 50% Movement

Model Number	Joint Opening (JO ^N)		Sight Line (SL ^N)		Thermal Movement (JO ^T)				Seismic Movement (JO ^S)				Total (JO ^A)		Slide Plate		Slide Plate Width	
	Nominal		Nominal		Minimum		Maximum		Minimum		Maximum		Movement		Thickness (ST)		(SW)	
SMS-C-400	4.00	102	9.39	238	3.00	76	5.00	127	3.00	76	5.00	127	2.00	51	0.250	6	5.25	133
SMS-C-600	6.00	152	11.39	289	5.00	127	7.00	178	4.50	114	7.50	191	3.00	76	0.375	10	7.50	191
SMS-C-800	8.00	203	14.89	378	7.00	178	9.00	229	6.00	152	10.00	254	4.00	102	0.375	10	10.25	260
SMS-C-1000	10.00	254	16.89	429	9.00	229	11.00	279	7.50	191	12.50	318	5.00	127	0.375	10	12.50	318
SMS-C-1200	12.00	305	18.89	480	11.00	279	13.00	330	9.00	229	15.00	381	6.00	152	0.500	13	14.75	375

Dimension shown in **inches** (bold) and millimeters. Refer to the SMS-C AutoCAD file for individual system drawings.

LOAD TABLE



ADA Compliant




Maintenance Cart



Auto (Low Speed)

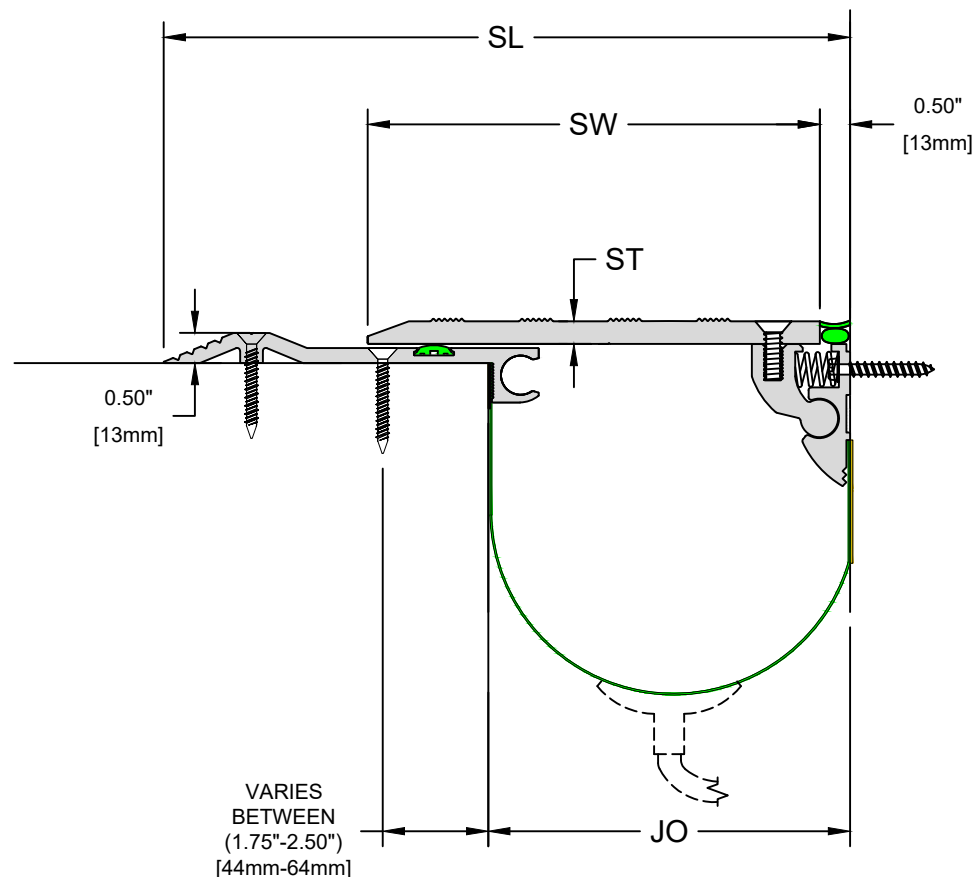


Passenger Cart



Emergency Vehicle (Low Speed)

Note: The SMS-C loading capabilities shown above are based upon average equipment weights, wheel types and sizes. For project-specific loading capabilities, contact MM Systems with technical data related to wheel type, contact area (footprint), distributed load per wheel, and speed of traffic.



50 MM WAY
PENDERGRASS, GA. 30567
706-824-7500 PHONE

www.mm.systems

For Spec-Data, Install Guides, and other data visit www.mm.systems

RIGHTS OF DESIGN

All rights of design, detail, engineering and/or invention contained herein are the property of MM Systems and hereby reserved and are not to be reproduced or provided to any other party. MM Systems reserves the right to amend or withdraw any information contained herein without notice and will not be liable for any inaccuracy or ambiguity of said information.

Surface Mount Seismic Cover Expansion Joint

SMS-C Series (400-1200) / 50% Movement

Drawn by:

LRM

Scale:

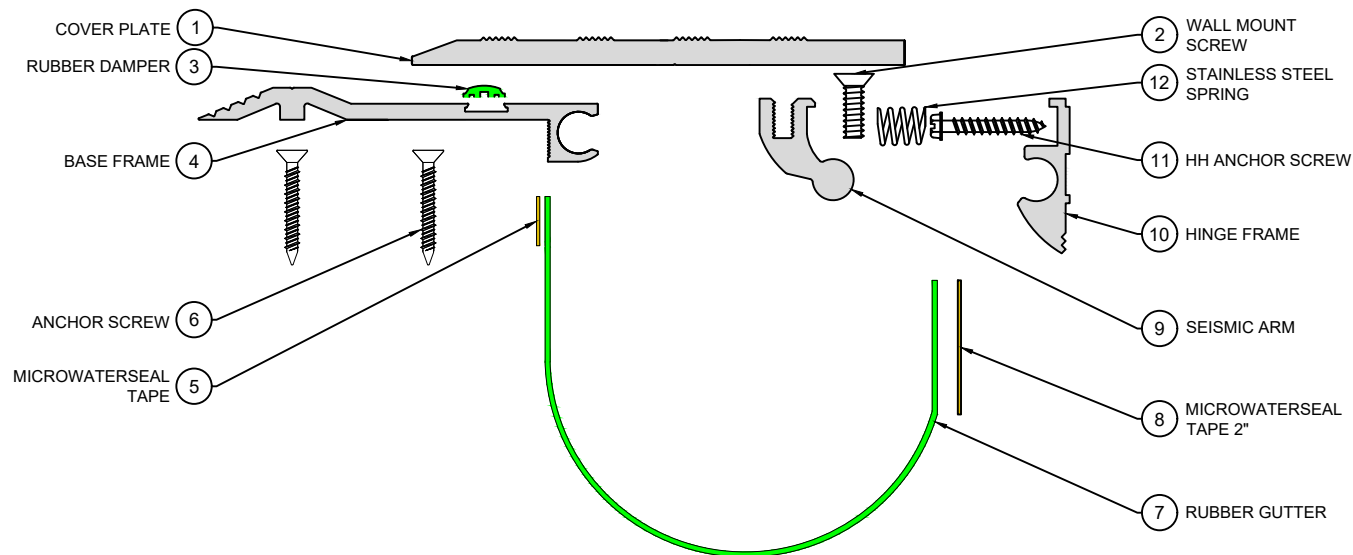
NTS

Drawing Number:

SHT. 2 OF 3

Issue Date:
01/07/2025

31100-03A



EXPLODED VIEW ▲

PART NUMBERS ▼

Locator	Part Component	SMS-C-400	SMS-C-600	SMS-C-800	SMS-C-1000	SMS-C-1200
1	Cover Plate	7146#0504-M-10-01-18	7147#-M-10-0708-01-12	7148#-M-10-1004-01-18	7149#-M-10-1208-01-18	7150#1412-M-10-01-18
2	Wall Mount Screw	9349	9349	9349	9349	9349
3	Rubber Damper	8461-65	8461-65	8461-65	8461-65	8461-65
4	Base Frame	ASSY-71397142-M-10-00-18	ASSY-71397142-M-10-00-18	ASSY-71387142-M-10-00-18	ASSY-71387142-M-10-00-18	ASSY-71387142-M-10-00-18
5	Microwaterseal Tape	Microwaterseal60X3/4	Microwaterseal60X3/4	Microwaterseal60X3/4	Microwaterseal60X3/4	Microwaterseal60X3/4
6	Anchor Screw	9377	9377	9377	9377	9377
7	Rubber Gutter	9109-14	9109-18	9109-24	9109-26	9109-26
8	Microwaterseal Tape	Microwaterseal30X2	Microwaterseal30X2	Microwaterseal30X2	Microwaterseal30X2	Microwaterseal30X2
9	Seismic Arm	8357	8357	8357	8357	8357
10	Hinge Frame	8358	8358	8358	8358	8358
11	HH Anchor Screw	9397	9397	9397	9397	9397
12	Stainless Steel Spring	8317	8317	8317	8317	8317



50 MM WAY
PENDERGRASS, GA. 30567
706-824-7500 PHONE

www.mm.systems

For Spec-Data, Install Guides, and other data visit www.mm.systems

RIGHTS OF DESIGN

All rights of design, detail, engineering and/or invention contained herein are the property of MM Systems and hereby reserved and are not to be reproduced or provided to any other party. MM Systems reserves the right to amend or withdraw any information contained herein without notice and will not be liable for any inaccuracy or ambiguity of said information.

Surface Mount Seismic Cover Expansion Joint

SMS-C Series (400-1200) / 50% Movement

Drawn by:

LRM

Scale:

NTS

Drawing Number:

SHT. 3 OF 3

Issue Date:

01/07/2025

31100-03A