

**SMF-C Series Expansion Joint  
 Sizes 200 through 800  
 (Floor-to-Wall)**



50 MM WAY  
 PENDERGRASS, GA. 30567  
 706-824-7500 PHONE

[www.mm.systems](http://www.mm.systems)

For Spec-Data, Install Guides, and other data visit [www.mm.systems](http://www.mm.systems)

**RIGHTS OF DESIGN**

All rights of design, detail, engineering and/or invention contained herein are the property of MM Systems and hereby reserved and are not to be reproduced or provided to any other party. MM Systems reserves the right to amend or withdraw any information contained herein without notice and will not be liable for any inaccuracy or ambiguity of said information.

**Surfice Mount Floor Centering Cover Expansion Joint**






**SMF-C Series (200-800)**

Drawn by: LRM	Scale: NTS	Drawing Number:  <b>10600-02</b>
SHT. 1 OF 3	Issue Date: 11/24/2025	

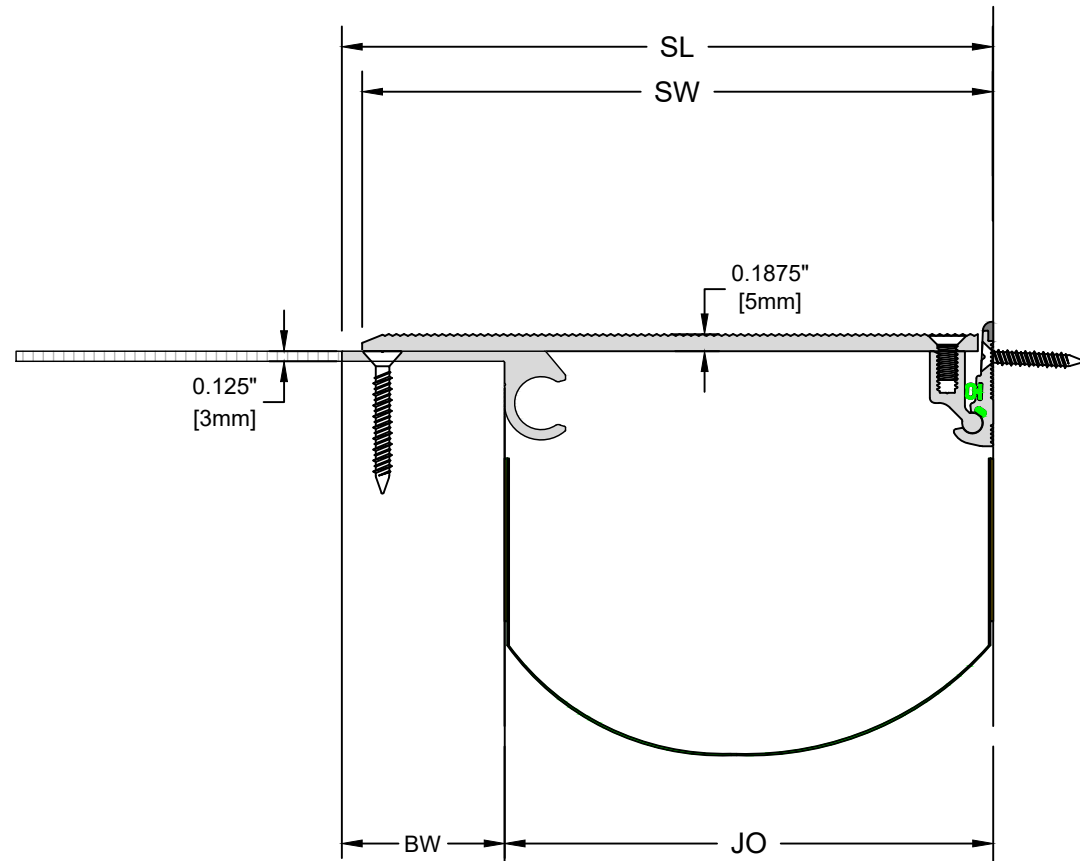
## SMF-C SERIES EXPANSION JOINT MOVEMENT CHART / 50% MOVEMENT

Model Number	Joint Opening (JO <sup>N</sup> )		Sight Line (SL <sup>N</sup> )		Thermal Movement (JO <sup>T</sup> )				Seismic Movement (JO <sup>S</sup> )				Total (JO <sup>A</sup> ) Movement		Blockout Width (BW)		Slide Plate Width (SW)	
	Nominal		Nominal		Minimum		Maximum		Minimum		Maximum		Movement					
SMF-C-200	<b>2.00</b>	102	<b>3.06</b>	78	<b>1.75</b>	44	<b>2.25</b>	57	<b>1.50</b>	25	<b>2.50</b>	64	<b>1.00</b>	25	<b>2.75</b>	70	<b>2.875</b>	73
SMF-C-300	<b>3.00</b>	152	<b>4.19</b>	106	<b>2.75</b>	70	<b>3.25</b>	83	<b>2.25</b>	38	<b>3.75</b>	95	<b>1.50</b>	38	<b>2.00</b>	51	<b>4.00</b>	102
SMF-C-400	<b>4.00</b>	203	<b>5.25</b>	133	<b>3.75</b>	95	<b>4.25</b>	108	<b>3.00</b>	51	<b>5.00</b>	127	<b>2.00</b>	51	<b>2.00</b>	51	<b>5.0625</b>	129
SMF-C-600	<b>6.00</b>	254	<b>7.75</b>	197	<b>5.75</b>	146	<b>6.25</b>	159	<b>4.50</b>	76	<b>7.50</b>	191	<b>3.00</b>	76	<b>2.00</b>	51	<b>7.5675</b>	192
SMF-C-800	<b>8.00</b>	305	<b>10.63</b>	270	<b>7.50</b>	191	<b>8.50</b>	206	<b>4.00</b>	102	<b>12.00</b>	305	<b>4.00</b>	102	<b>2.00</b>	51	<b>10.4375</b>	265

Dimension shown in **inches** (bold) and millimeters. Refer to the SMF-C AutoCAD file for individual system drawings.

LOAD TABLE	
	Safe Walking Surface
	Hand Truck
	Shopping Cart
	Utility Cart
	ADA Compliant

Note: The SMF-C loading capabilities shown above are based upon average equipment weights, wheel types and sizes. For project-specific loading capabilities, contact MM Systems with technical data related to wheel type, contact area (footprint), distributed load per wheel, and speed of traffic.



50 MM WAY  
PENDERGRASS, GA. 30567  
706-824-7500 PHONE

[www.mm.systems](http://www.mm.systems)

For Spec-Data, Install Guides, and other data visit [www.mm.systems](http://www.mm.systems)

### RIGHTS OF DESIGN

All rights of design, detail, engineering and/or invention contained herein are the property of MM Systems and hereby reserved and are not to be reproduced or provided to any other party. MM Systems reserves the right to amend or withdraw any information contained herein without notice and will not be liable for any inaccuracy or ambiguity of said information.

### Surface Mount Floor Centering Cover Expansion Joint

### SMF-C Series (200-800)

Drawn by:

LRM

Scale:

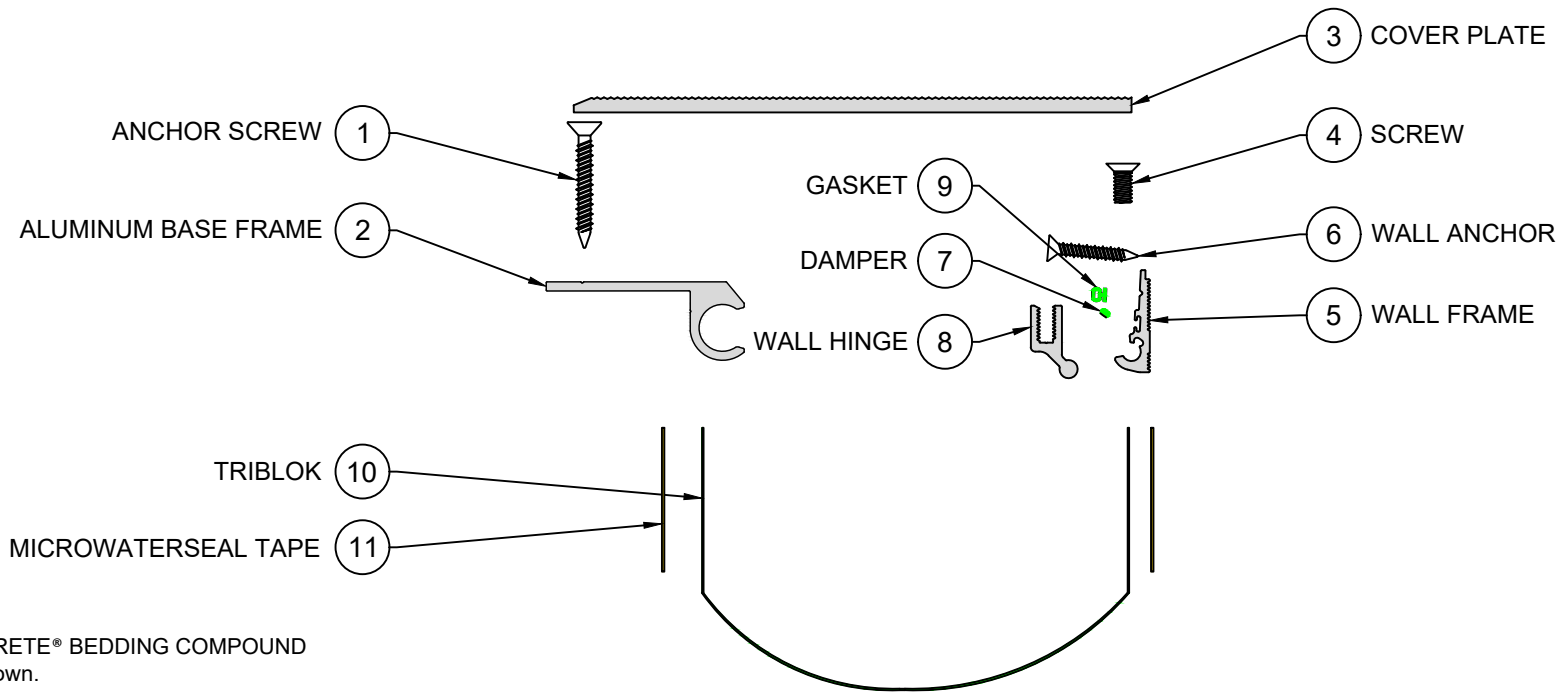
NTS

Drawing Number:

SHT. 2 OF 3

Issue Date:  
11/24/2025

**10600-02**



EXPLODED VIEW ▲

▼ PART NUMBERS

Locator	Part Component	SMF-C-200	SMF-C-300	SMF-C-400	SMF-C-600	SMF-C-800
1	Screw	9377	9377	9377	9377	9377
2	Aluminum Base Frame	8494-M-10	8494-M-10	8494-M-10	8494-M-10	8494-M-10
3	Cover Plate	7158#0301-M-10-00-18	7158#0403-M-10-00-18	7158#0504-M-10-00-18	7158#0712-M-10-00-18	7158#1010-M-10-00-18
4	Screw	9552	9552	9552	9552	9552
5	Wall Frame	7191-M-10	7191-M-10	7191-M-10	7191-M-10	7191-M-10
6	Wall Anchor	9405	9405	9405	9405	9405
7	Damper	9457	9457	9457	9457	9457
8	Wall Hinge	7190-M-10	7190-M-10	7190-M-10	7190-M-10	7190-M-10
9	Gasket	9202	9202	9202	9202	9202
10	TriBlok Moisture Barrier (Optional)	MBTB-10.5	MBTB-10.5	MBTB-10.5	MBTB-10.5	MBTB-21
11	Microwaterseal Tape (Optional)	Microwaterseal30X2	Microwaterseal30X2	Microwaterseal30X2	Microwaterseal30X2	Microwaterseal30X2



50 MM WAY  
PENDERGRASS, GA. 30567  
706-824-7500 PHONE

[www.mm.systems](http://www.mm.systems)

For Spec-Data, Install Guides, and other data visit [www.mm.systems](http://www.mm.systems)

### RIGHTS OF DESIGN

All rights of design, detail, engineering and/or invention contained herein are the property of MM Systems and hereby reserved and are not to be reproduced or provided to any other party. MM Systems reserves the right to amend or withdraw any information contained herein without notice and will not be liable for any inaccuracy or ambiguity of said information.

### Surf Mount Floor Centering Cover Expansion Joint

### SMF-C Series (200-800)

Drawn by: LRM	Scale: NTS	Drawing Number:  <b>10600-02</b>
SHT. 3 OF 3	Issue Date: 11/24/2025	