

LATERAL SHEAR NOTE

THE SIH ACCOMMODATES
PROJECT SPECIFIC LATERAL
SHEAR REQUIREMENTS.
CONTACT MM SYSTEMS FOR
ADDITIONAL INFORMATION.

SIH-C Series Expansion Joint Terrazzo Flooring Design (Floor-to-Wall) Sizes 200 through 400



50 MM WAY
PENDERGRASS, GA. 30567
706-824-7500 PHONE

www.mm.systems

For Spec-Data, Install Guides, and other data visit www.mm.systems

RIGHTS OF DESIGN

All rights of design, detail, engineering and/or invention contained herein are the property of MM Systems and hereby reserved and are not to be reproduced or provided to any other party. MM Systems reserves the right to amend or withdraw any information contained herein without notice and will not be liable for any inaccuracy or ambiguity of said information.

Single Interlocking Hinge System

SIH-C Terrazzo Series (200-400)

Drawn by:

LRM

Scale:

NTS

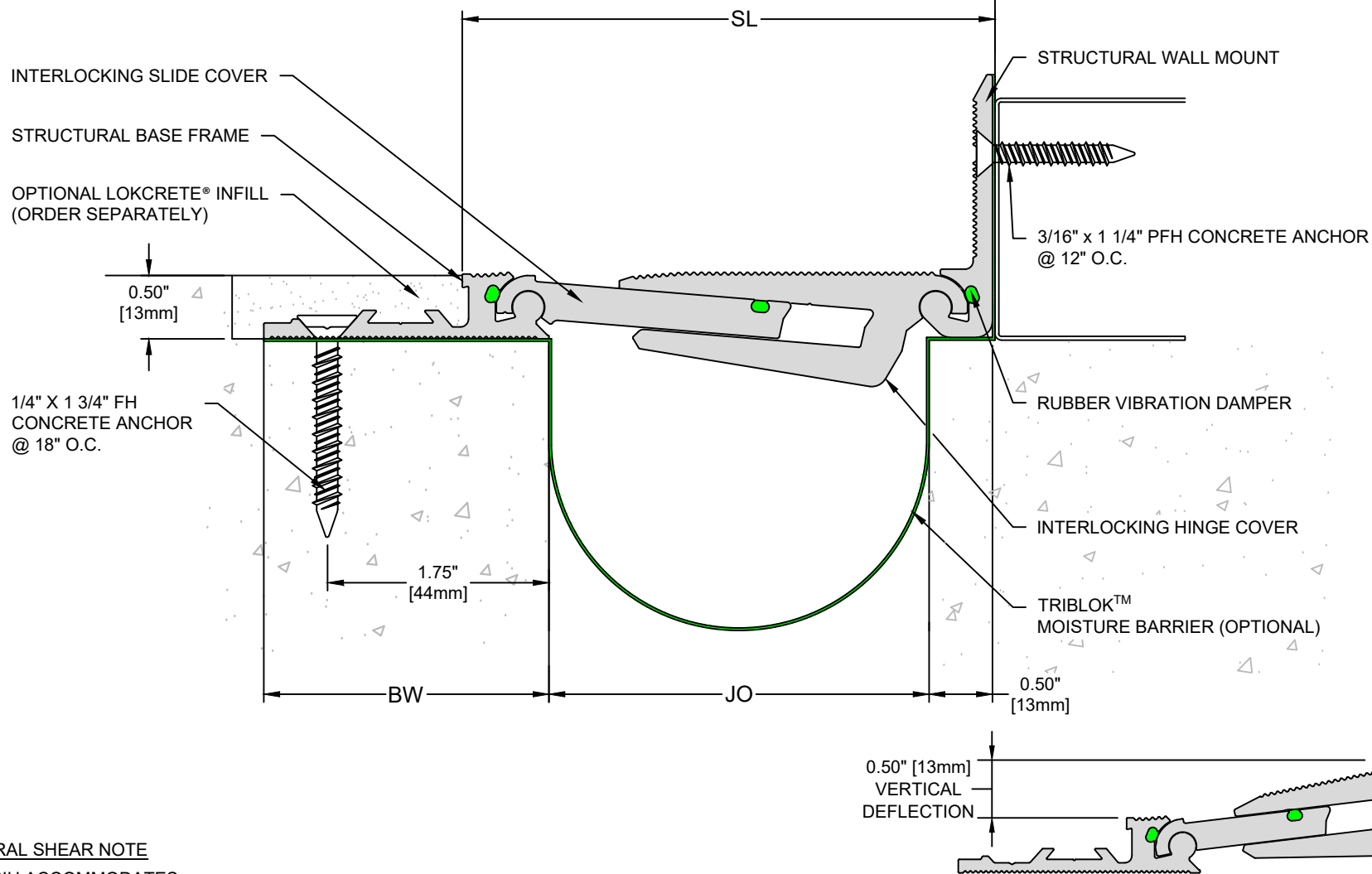
Drawing Number:

SHT. 1 OF 6

Issue Date:

07/26/2023

30951-02A



LATERAL SHEAR NOTE

THE SIH ACCOMMODATES
PROJECT SPECIFIC LATERAL
SHEAR REQUIREMENTS.
CONTACT MM SYSTEMS FOR
ADDITIONAL INFORMATION.

SIH-C Series Expansion Joint Industrial Flooring Design (Floor-to-Wall) Sizes 200 through 400



50 MM WAY
PENDERGRASS, GA. 30567
706-824-7500 PHONE

www.mm.systems

For Spec-Data, Install Guides, and other data visit www.mm.systems

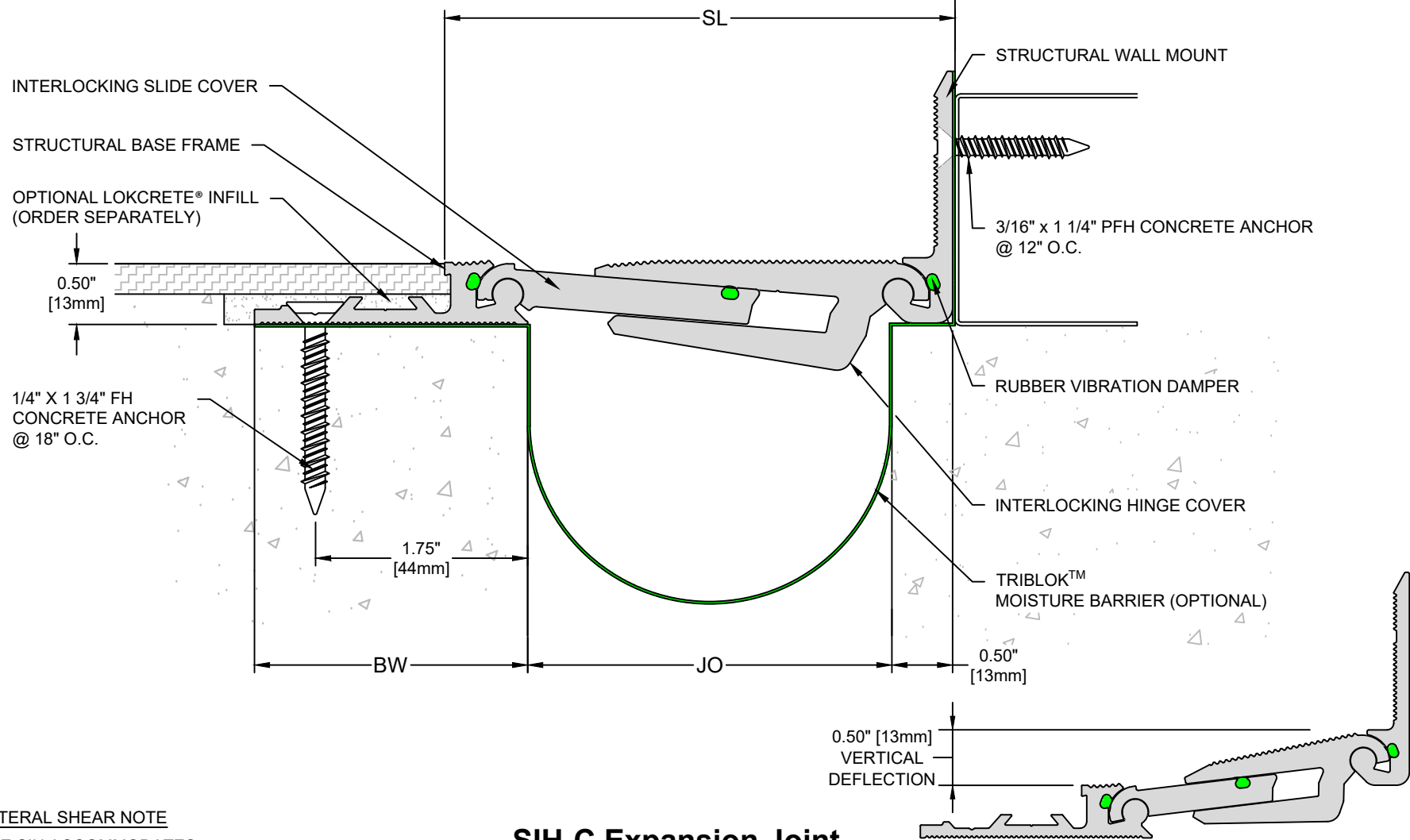
RIGHTS OF DESIGN

All rights of design, detail, engineering and/or invention contained herein are the property of MM Systems and hereby reserved and are not to be reproduced or provided to any other party. MM Systems reserves the right to amend or withdraw any information contained herein without notice and will not be liable for any inaccuracy or ambiguity of said information.

Single Interlocking Hinge System

SIH-C Industrial Series (200-400)

Drawn by: LRM	Scale: NTS	Drawing Number:
SHT. 2 OF 6	Issue Date: 07/26/2023	30951-02B



LATERAL SHEAR NOTE

THE SIH ACCOMMODATES
PROJECT SPECIFIC LATERAL
SHEAR REQUIREMENTS.
CONTACT MM SYSTEMS FOR
ADDITIONAL INFORMATION.

SIH-C Expansion Joint 0.25" Flooring Design Sizes (Floor-to-Wall) 200 through 400



50 MM WAY
PENDERGRASS, GA. 30567
706-824-7500 PHONE

www.mm.systems

For Spec-Data, Install Guides, and other data visit www.mm.systems

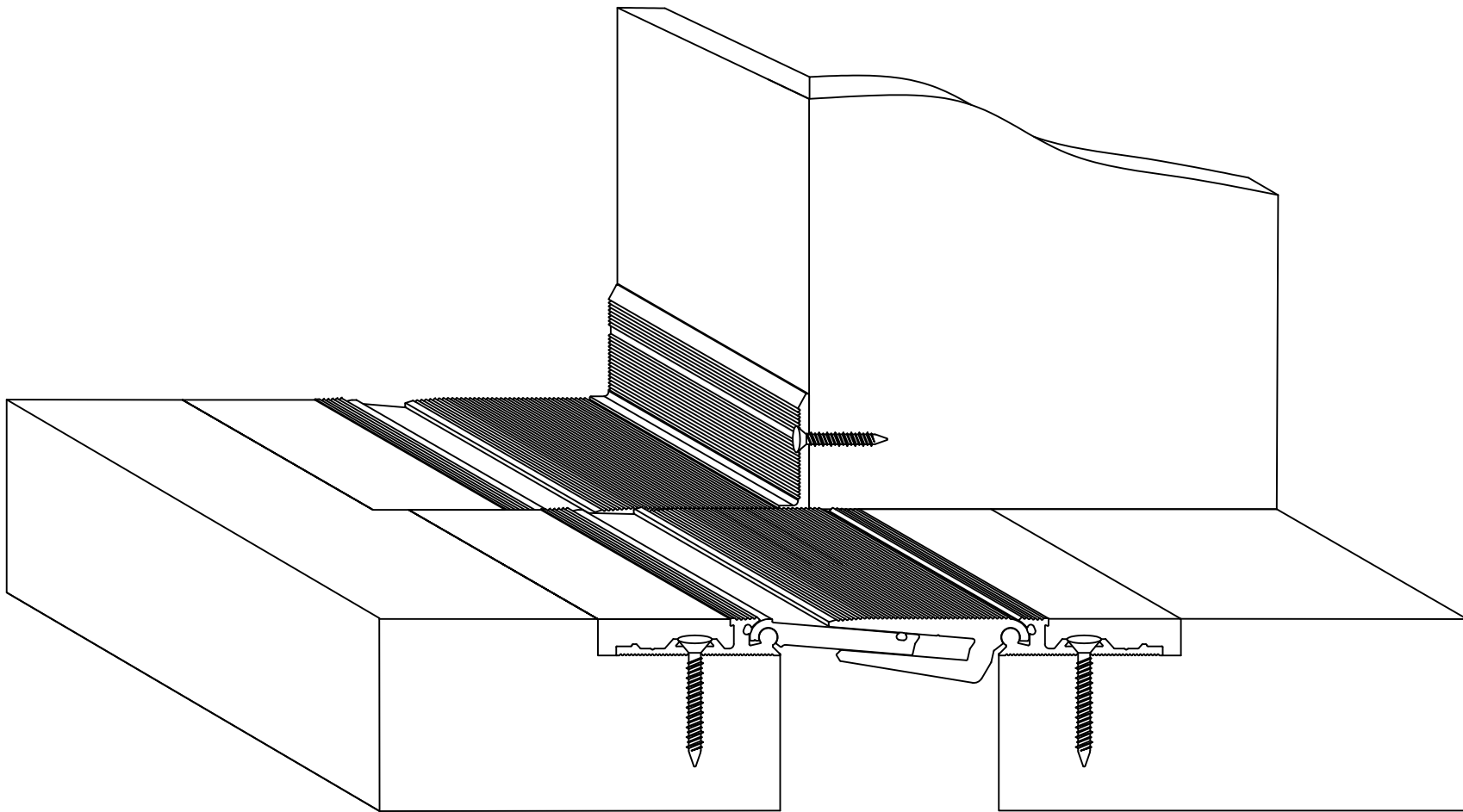
RIGHTS OF DESIGN

All rights of design, detail, engineering and/or invention contained herein are the property of MM Systems and hereby reserved and are not to be reproduced or provided to any other party. MM Systems reserves the right to amend or withdraw any information contained herein without notice and will not be liable for any inaccuracy or ambiguity of said information.

Single Interlocking Hinge System

SIH-C Floor Material Series (200-400)

Drawn by: LRM	Scale: NTS	Drawing Number:
SHT. 3 OF 6	Issue Date: 07/26/2023	30951-02C



SIH Floor-to-Wall Transition
(No Setback)

Note: SIH Floor-to-Floor and Floor-to-Wall will not align without a wall setback. If visual alignment is necessary, please see SIH-C (Setback) Series



MM[®]
SYSTEMS

50 MM WAY
PENDERGRASS, GA. 30567
706-824-7500 PHONE

www.mm.systems

For Spec-Data, Install Guides, and other data visit www.mm.systems

RIGHTS OF DESIGN

All rights of design, detail, engineering and/or invention contained herein are the property of MM Systems and hereby reserved and are not to be reproduced or provided to any other party. MM Systems reserves the right to amend or withdraw any information contained herein without notice and will not be liable for any inaccuracy or ambiguity of said information.

Single Interlocking Hinge System

SIH-C Floor Material Series



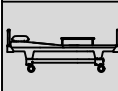
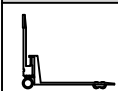
Drawn by: JRC	Scale: NTS	Drawing Number: 30951-02
SHT. 4 OF 6	Issue Date: 01/08/24	

SIH-C SERIES EXPANSION JOINT MOVEMENT CHART

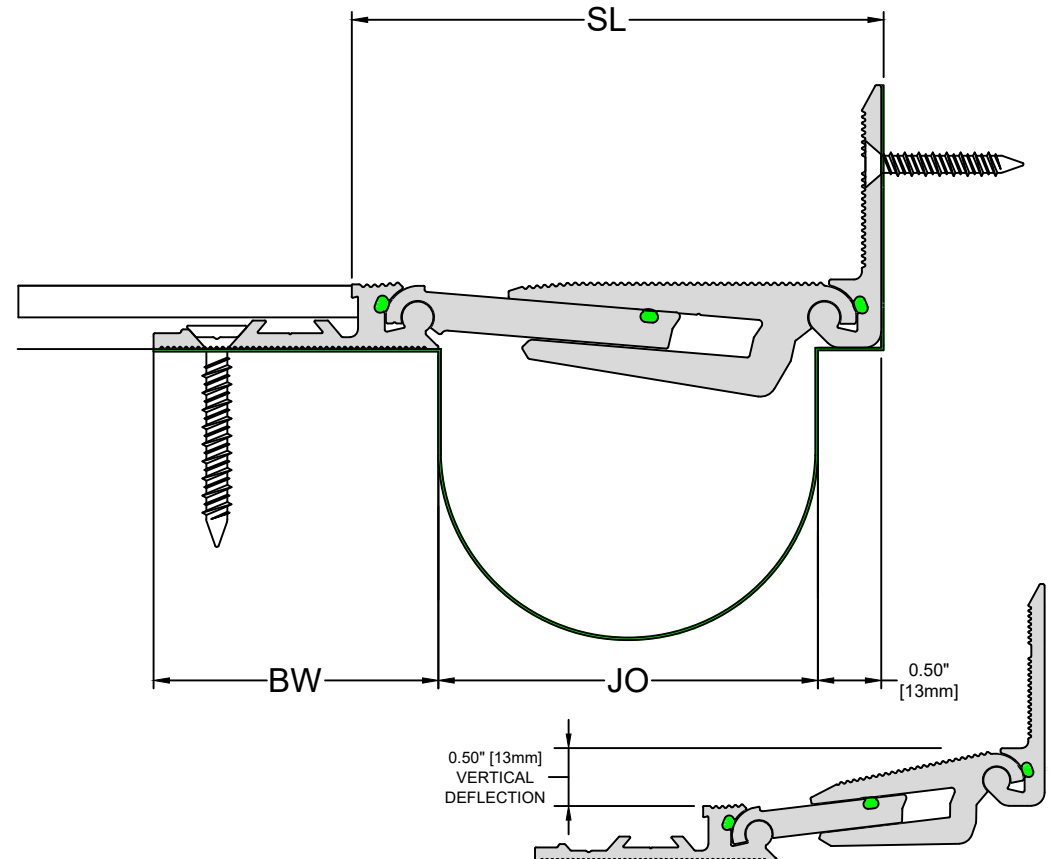
Model Number	Joint Opening (JO ^N)		Sight Line (SL ^N)		Thermal/Seismic Movement (JO ^T)				Total (JO ^A)		Vertical Deflection (VD)	
	Nominal		Nominal		Minimum		Maximum		Movement		Movement	
SIH-C-200	2.00	51	3.37	86	1.50	38	2.50	64	1.00	25	0.50	13
SIH-C-300	3.00	76	4.37	111	2.25	57	3.75	95	1.50	38	0.75	19
SIH-C-400	4.00	102	5.37	136	3.00	76	5.00	127	2.00	51	1.00	25

Dimension shown in **inches** (bold) and millimeters. Refer to the SIH AutoCAD file for individual system drawings.

LOAD TABLE

	Scissor Lift
	Safe Walking Surface
	Hospital Gurney
	Pallet Jack

Note: The SIH-C loading capabilities shown above are based upon average equipment weights, wheel types and sizes. For project-specific loading capabilities, contact MM Systems with technical data related to wheel type, contact area (footprint), distributed load per wheel, and speed of traffic.



50 MM WAY
PENDERGRASS, GA. 30567
706-824-7500 PHONE

www.mm.systems

For Spec-Data, Install Guides, and other data visit www.mm.systems

RIGHTS OF DESIGN

All rights of design, detail, engineering and/or invention contained herein are the property of MM Systems and hereby reserved and are not to be reproduced or provided to any other party. MM Systems reserves the right to amend or withdraw any information contained herein without notice and will not be liable for any inaccuracy or ambiguity of said information.

Single Interlocking Hinge System

SIH-C Series (200-400)

Drawn by:

LRM

Scale:

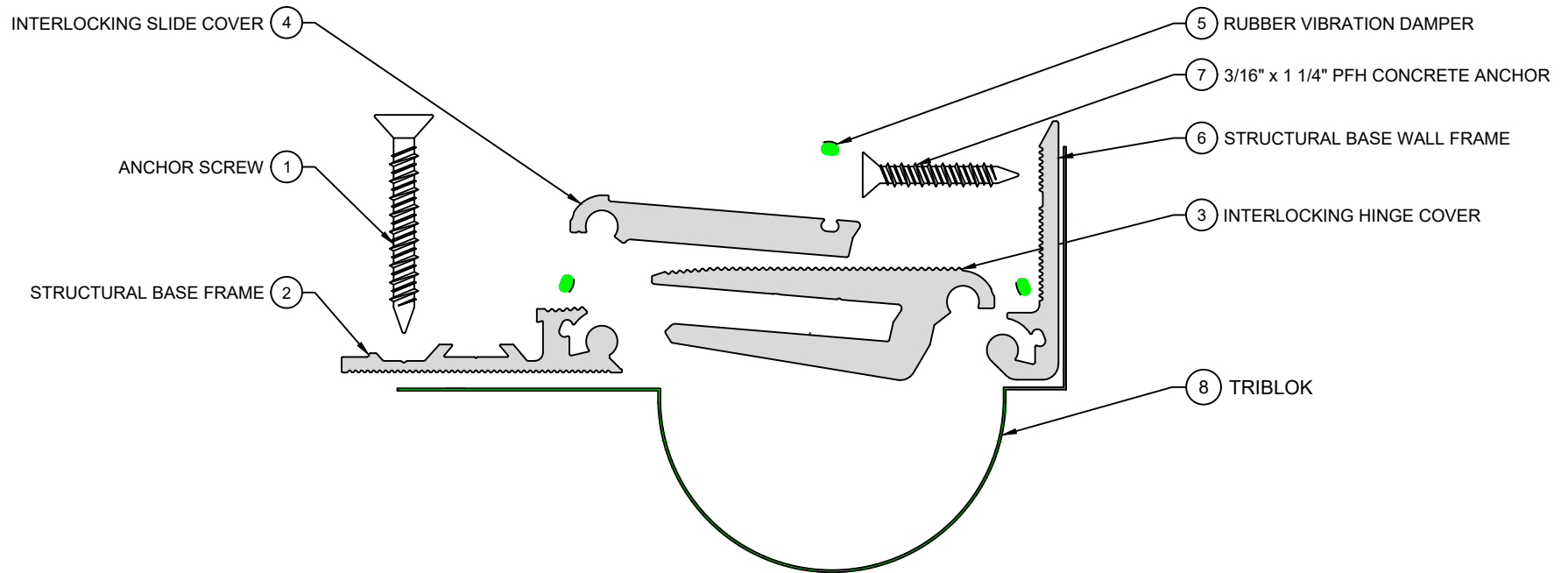
NTS

Drawing Number:

SHT. 5 OF 6

Issue Date:
07/26/2023

30951-02



NOTE: LOKCRETE® BEDDING COMPOUND
(8333) Not shown.

EXPLODED VIEW ▲

▼ PART NUMBERS

Locator	Part Component	SIH-C-200	SIH-C-300	SIH-C-400
1	Anchor Screw	9377	9377	9377
2	Base Frame	7159-M-10	7159-M-10	7159-M-10
3	Hinge Cover	7151-M-10	7151-M-10	7151-M-10
4	Slide Cover	7152-M-10	7118-M-10	7178-M-10
5	Rubber Damper	9457	9457	9457
6	Wall Frame	7179-M-10	7179-M-10	7179-M-10
7	Concrete Anchor	9405	9405	9405
8	TriBlok Moisture Barrier (Optional)	MBTB-10.5	MBTB-10.5	MBTB-10.5



50 MM WAY
PENDERGRASS, GA. 30567
706-824-7500 PHONE

www.mm.systems

For Spec-Data, Install Guides, and other data visit www.mm.systems

RIGHTS OF DESIGN

All rights of design, detail, engineering and/or invention contained herein are the property of MM Systems and hereby reserved and are not to be reproduced or provided to any other party. MM Systems reserves the right to amend or withdraw any information contained herein without notice and will not be liable for any inaccuracy or ambiguity of said information.

Single Interlocking Hinge System

SIH-C Series (200-400)

Drawn by:
LRM

SHT. 6 OF 6

Scale:
NTS

Issue Date:
07/26/2023

Drawing Number:

30951-02