

**SCS-C Series Expansion Joint**  
**Sizes 200 through 1200**  
**(Slab-to-Wall)**



50 MM WAY  
 PENDERGRASS, GA. 30567  
 706-824-7500 PHONE

[www.mm.systems](http://www.mm.systems)

For Spec-Data, Install Guides, and other data visit [www.mm.systems](http://www.mm.systems)

**RIGHTS OF DESIGN**

All rights of design, detail, engineering and/or invention contained herein are the property of MM Systems and hereby reserved and are not to be reproduced or provided to any other party. MM Systems reserves the right to amend or withdraw any information contained herein without notice and will not be liable for any inaccuracy or ambiguity of said information.





**Split Slab Covered Seismic System**  
**SCS-C Series (200-1200)**

Drawn by: LRM	Scale: NTS	Drawing Number:
SHT. 1 OF 3	Issue Date: 02/24/2026	<b>31075-02</b>

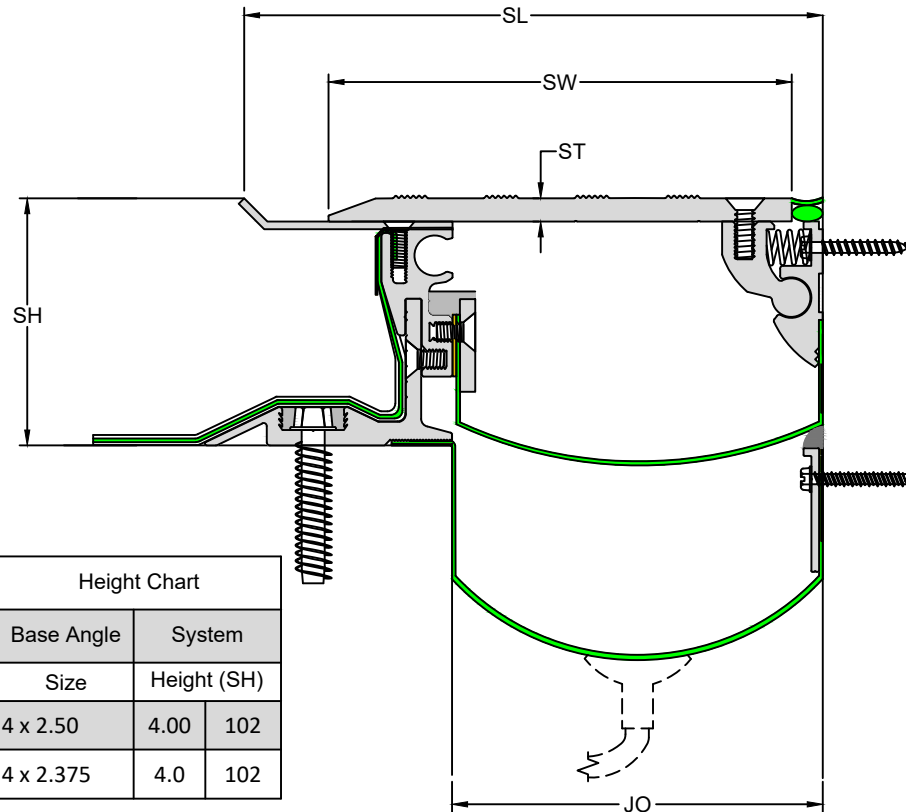
### SCS-C SERIES EXPANSION JOINT MOVEMENT CHART

Model Number	Joint Opening (JO <sup>n</sup> )		Sight Line (SL <sup>n</sup> )		Thermal Movement (JO <sup>t</sup> )				Seismic Movement (JO <sup>s</sup> )				Total (JO <sup>d</sup> )		Slide Plate Thickness (ST)	
	Nominal		Nominal		Minimum		Maximum		Minimum		Maximum		Movement			
SCS-C-200	<b>2.00</b>	51	<b>4.02</b>	102	<b>2.00</b>	51	<b>2.50</b>	64	<b>2.00</b>	51	<b>2.50</b>	64	<b>0.50</b>	13	<b>0.25</b>	6
SCS-C-400	<b>4.00</b>	102	<b>7.02</b>	178	<b>3.00</b>	76	<b>5.00</b>	127	<b>3.00</b>	76	<b>5.00</b>	127	<b>2.00</b>	51	<b>0.25</b>	6
SCS-C-600	<b>6.00</b>	152	<b>9.37</b>	238	<b>5.00</b>	127	<b>7.00</b>	178	<b>4.50</b>	114	<b>7.50</b>	191	<b>3.00</b>	76	<b>0.38</b>	10
SCS-C-800	<b>8.00</b>	203	<b>12.12</b>	308	<b>7.00</b>	178	<b>9.00</b>	229	<b>6.00</b>	152	<b>10.00</b>	254	<b>4.00</b>	102	<b>0.38</b>	10
SCS-C-1000	<b>10.00</b>	254	<b>14.37</b>	365	<b>9.00</b>	229	<b>11.00</b>	279	<b>7.50</b>	191	<b>12.50</b>	318	<b>5.00</b>	127	<b>0.38</b>	10
SCS-C-1200	<b>12.00</b>	305	<b>16.74</b>	425	<b>11.00</b>	279	<b>13.00</b>	330	<b>9.00</b>	229	<b>15.00</b>	381	<b>6.00</b>	152	<b>0.50</b>	13

Dimension shown in **inches** (bold) and millimeters. Refer to the SCS AutoCAD file for individual system drawings.

LOAD TABLE	
	Extreme Weather
	Auto (Low Speed)
	Safe Walking Surface
	Passenger Cart

Note: The SCS-C loading capabilities shown above are based upon average equipment weights, wheel types and sizes. For project-specific loading capabilities, contact MM Systems with technical data related to wheel type, contact area (footprint), distributed load per wheel, and speed of traffic.



Height Chart		
Base Angle	System	
Size	Height (SH)	
4 x 2.50	4.00	102
4 x 2.375	4.0	102



50 MM WAY  
PENDERGRASS, GA. 30567  
706-824-7500 PHONE

[www.mm.systems](http://www.mm.systems)

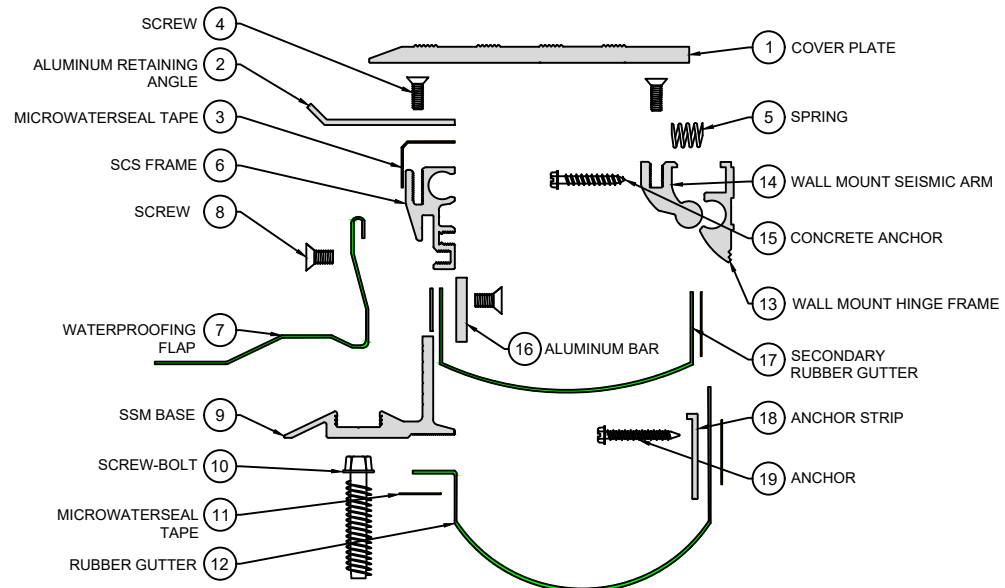
For Spec-Data, Install Guides, and other data visit [www.mm.systems](http://www.mm.systems)

#### RIGHTS OF DESIGN

All rights of design, detail, engineering and/or invention contained herein are the property of MM Systems and hereby reserved and are not to be reproduced or provided to any other party. MM Systems reserves the right to amend or withdraw any information contained herein without notice and will not be liable for any inaccuracy or ambiguity of said information.

#### Split Slab Covered Seismic System SCS-C Series (200-1200)

Drawn by: LRM	Scale: NTS	Drawing Number:  <b>31075-02</b>
SHT. 2 OF 3	Issue Date: 02/24/2026	



**EXPLODED VIEW**

**PART NUMBERS**

Locator	Part Component	SCS-C-200	SCS-C-400	SCS-C-600	SCS-C-800	SCS-C-1000	SCS-C-1200
1	Cover Plate	7146	7146#0504-M-10-01-18	7147#-M-10-0708-01-12	7148#-M-10-1004-01-18	7149#-M-10-1208-01-18	7150#-M-10-1250-01-18
2	Aluminum Retaining Angle	WPEA-AM-10-0112-00-24	WPEA-AM-10-0212-00-24	WPEA-AM-10-0300-00-24	WPEA-AM-10-0312-00-24	WPEA-AM-10-0400-00-24	WPEA-AM-10-0408-00-24
3	Microwaterseal Tape	Microwaterseal30X2	Microwaterseal30X2	Microwaterseal30X2	Microwaterseal30X2	Microwaterseal30X2	Microwaterseal30X2
4	Screw	9382	9382	9382	9382	9382	9382
5	Spring	8317	8317	8317	8317	8317	8317
6	SCS Frame	7431#0208	7431#0208	7431#0206	7431#0206	7431#0206	7431#0206
7	Waterproofing Flap	9118-12	9118-12	9118-12	9118-12	9118-12	9118-12
8	Screw	9348	9348	9348	9348	9348	9348
9	SCS Base	7431 #0212	7431 #0212	7431 #0212	7431 #0212	7431 #0212	7431 #0212
10	Screw-Bolt	7420	7420	7420	7420	7420	7420
11	Microwaterseal Tape	Microwaterseal60X1	Microwaterseal60X1	Microwaterseal60X1	Microwaterseal60X1	Microwaterseal60X1	Microwaterseal60X1
12	Rubber Gutter	9109-12	9109-14	9109-18	9109-24	9109-26	9109-26
13	Wall Mount Hinge Frame	8358	8358	8358	8358	8358	8358
14	Wall Mount Seismic Arm	8357	8357	8357	8357	8357	8357
15	Wall Anchor	9397	9397	9397	9397	9397	9397
16	Aluminum Bar	8004-M-12	8004-M-12	8004-M-12	8004-M-12	8004-M-12	8004-M-12
17	Secondary Gutter	9109-12	9109-14	9109-18	9109-24	9109-26	9109-26
18	Anchor Strip	8453-M-10-20-18	8453-M-10-20-18	8453-M-10-20-18	8453-M-10-20-18	8453-M-10-20-18	8453-M-10-20-18
19	Anchor	9918	9918	9918	9918	9918	9918



50 MM WAY  
 PENDERGRASS, GA. 30567  
 706-824-7500 PHONE

[www.mm.systems](http://www.mm.systems)

For Spec-Data, Install Guides, and other data visit [www.mm.systems](http://www.mm.systems)

**RIGHTS OF DESIGN**

All rights of design, detail, engineering and/or invention contained herein are the property of MM Systems and hereby reserved and are not to be reproduced or provided to any other party. MM Systems reserves the right to amend or withdraw any information contained herein without notice and will not be liable for any inaccuracy or ambiguity of said information.

**Split Slab Covered Seismic System**  
**SCS-C Series (200-1200)**

Drawn by:  
 LRM

Scale:  
 NTS

Drawing Number:

SHT. 3 OF 3

Issue Date:  
 02/24/2026

**31075-02**