

**SCF-C Series Expansion Joint**  
**Sizes 150 through 600**  
 (Slab-to-Wall)



50 MM WAY  
 PENDERGRASS, GA. 30567  
 706-824-7500 PHONE

[www.mm.systems](http://www.mm.systems)

For Spec-Data, Install Guides, and other data visit [www.mm.systems](http://www.mm.systems)

### RIGHTS OF DESIGN

All rights of design, detail, engineering and/or invention contained herein are the property of MM Systems and hereby reserved and are not to be reproduced or provided to any other party. MM Systems reserves the right to amend or withdraw any information contained herein without notice and will not be liable for any inaccuracy or ambiguity of said information.

### Split Slab Membrane with Cover Plate System

### SCF-C Series (150-600)

Drawn by:

LRM

Scale:

NTS

Drawing Number:

SHT. 1 OF 3

Issue Date:

03/20/2025

10200-02

## SCF-C SERIES EXPANSION JOINT MOVEMENT CHART

Model Number	Joint Opening (JO <sup>N</sup> )		Sight Line (SL <sup>N</sup> )		Thermal/Seismic Movement (JO <sup>T</sup> )				Total (JO <sup>A</sup> )	
	Nominal		Nominal		Minimum		Maximum		Movement	
SCF-C-150	<b>1.50</b>	38	<b>5.4375</b>	138	<b>0.75</b>	19	<b>2.25</b>	57	<b>1.50</b>	38
SCF-C-200	<b>2.00</b>	51	<b>6.4375</b>	164	<b>1.00</b>	25	<b>3.00</b>	76	<b>2.00</b>	51
SCF-C-300	<b>3.00</b>	76	<b>7.1875</b>	183	<b>1.50</b>	38	<b>4.50</b>	114	<b>3.00</b>	76
SCF-C-400	<b>4.00</b>	102	<b>8.1875</b>	208	<b>2.00</b>	51	<b>6.00</b>	152	<b>4.00</b>	102
SCF-C-500	<b>5.00</b>	127	<b>9.1875</b>	233	<b>2.50</b>	64	<b>7.50</b>	191	<b>5.00</b>	127
SCF-C-600	<b>6.00</b>	152	<b>10.1875</b>	259	<b>3.00</b>	76	<b>9.00</b>	229	<b>6.00</b>	152

Dimension shown in **inches** (bold) and millimeters. Refer to the SCF AutoCAD file for individual system drawings.  
Please see SSF product family for split slab foam expansion joint system less than 4" without a cover plate.

### LOAD TABLE




ADA Compliant



Safe Walking Surface



Shopping Cart

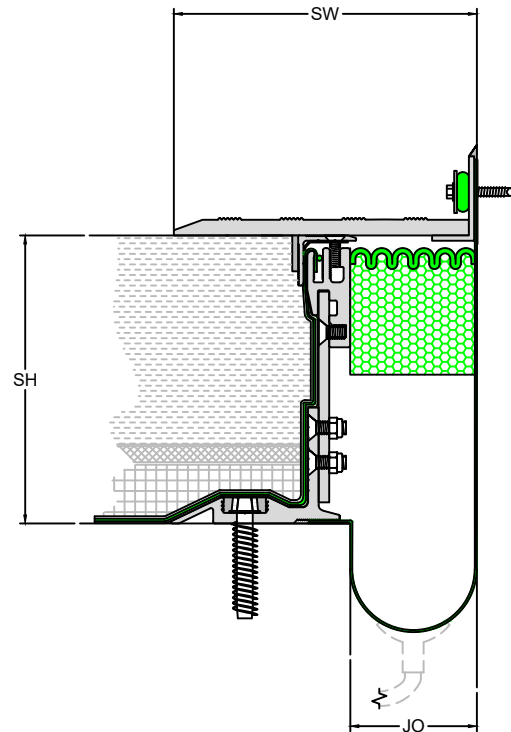


Maintenance Cart



Extreme Weather

Note: The SCF-C loading capabilities shown above are based upon average equipment weights, wheel types and sizes. For project-specific loading capabilities, contact MM Systems with technical data related to wheel type, contact area (footprint), distributed load per wheel, and speed of traffic.



Base Angle	System	
Size	Height (SH)	
4 x 2	3.25	83
4 x 2.25	3.5	89
4 x 2.5	3.75	95
4 x 2.75	4	102
4 x 3	4.25	108
4 x 3.25	4.5	114
4 x 3.5	4.75	121
4 x 3.75	5	127
4 x 4	5.25	133
4 x 4.25	5.5	140
4 x 4.5	5.75	146
4 x 4.75	6	152



50 MM WAY  
PENDERGRASS, GA. 30567  
706-824-7500 PHONE

[www.mm.systems](http://www.mm.systems)

For Spec-Data, Install Guides, and other data visit [www.mm.systems](http://www.mm.systems)

### RIGHTS OF DESIGN

All rights of design, detail, engineering and/or invention contained herein are the property of MM Systems and hereby reserved and are not to be reproduced or provided to any other party. MM Systems reserves the right to amend or withdraw any information contained herein without notice and will not be liable for any inaccuracy or ambiguity of said information.

### Split Slab Membrane with Cover Plate System

### SCF-C Series (150-600)

Drawn by:  
LRM

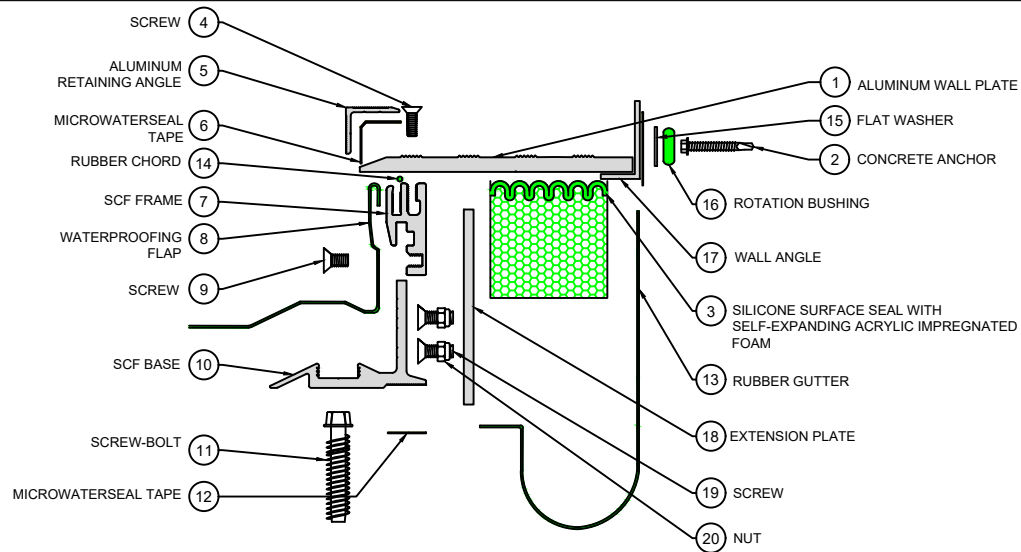
Scale:  
NTS

Drawing Number:

SHT. 2 OF 3

Issue Date:  
03/20/2025

10200-02



## EXPLODED VIEW ▲

## ▼ PART NUMBERS

Locator	Part Component	SCF-C-150	SCF-C-200	SCF-C-300	SCF-C-400	SCF-C-500	SCF-C-600	System Height	Base Frame
1	Aluminum Wall Plate	7146#0504-M-10-01-18	7147#-M-10-0604-01-12	7148#-M-10-0700-01-18	7149#-M-10-0800-01-18	7150#-M-10-0900-01-18	7150#-M-10-1000-01-18	3.25"	7431#0200
2	Concrete Anchor	9402	9402	9402	9402	9402	9402	3.50"	7431#0204
3	Self Expanding Foam	8470-150	8470-200	8470-300	8470-400	8470-500	8470-600	3.75"	7431#0208
4	Screw	9382	9382	9382	9382	9382	9382	4.00"	7431#0212
5	Aluminum Retaining Angle	7025-M-10	7025-M-10	7025-M-10	7025-M-10	7025-M-10	7025-M-10	4.25"	7431#0300
6	Microwaterseal Tape	Microwaterseal30X2	Microwaterseal30X2	Microwaterseal30X2	Microwaterseal30X2	Microwaterseal30X2	Microwaterseal30X2	4.50"	7431#0304
7	SCF Frame	8346	8346	8346	8346	8346	8346	4.75"	7431#0308
8	Waterproofing Flap	9118-12	9118-12	9118-12	9118-12	9118-12	9118-12	5.00"	7431#0312
9	Screw	9348	9348	9348	9348	9348	9348	5.25"	7431#0400
10	SCF Base	See Base Frame Chart	See Base Frame Chart	See Base Frame Chart	See Base Frame Chart	See Base Frame Chart	See Base Frame Chart	5.50"	7431#0404
11	Screw-Bolt	7420	7420	7420	7420	7420	7420	5.75"	7431#0408
12	Microwaterseal Tape	Microwaterseal60X1	Microwaterseal60X1	Microwaterseal60X1	Microwaterseal60X1	Microwaterseal60X1	Microwaterseal60X1	6.00"	7431
13	Rubber Gutter	9109-12	9109-12	9109-12	9109-12	9109-12	9109-12		
14	Rubber Chord	9457	9457	9457	9457	9457	9457		
15	Flat Washer	8312-1/4	8312-1/4	8312-1/4	8312-1/4	8312-1/4	8312-1/4		
16	Rotation Bushing	9455	9455	9455	9455	9455	9455		
17	Wall Angle	8404-M-10	8404-M-10	8404-M-10	8404-M-10	8404-M-10	8404-M-10		
18	Extension Plate	Project Specific	Project Specific	Project Specific	Project Specific	Project Specific	Project Specific		
19	Screw	9334	9334	9334	9334	9334	9334		
20	Nut	9177	9177	9177	9177	9177	9177		



50 MM WAY  
PENDERGRASS, GA. 30567  
706-824-7500 PHONE

[www.mm.systems](http://www.mm.systems)

For Spec-Data, Install Guides, and other data visit [www.mm.systems](http://www.mm.systems)

## RIGHTS OF DESIGN

All rights of design, detail, engineering and/or invention contained herein are the property of MM Systems and hereby reserved and are not to be reproduced or provided to any other party. MM Systems reserves the right to amend or withdraw any information contained herein without notice and will not be liable for any inaccuracy or ambiguity of said information.

## Split Slab Membrane with Cover Plate System

## SCF-C Series (150-600)

Drawn by:

LRM

Scale:

NTS

Drawing Number:

SHT. 3 OF 3

Issue Date:

03/20/2025

10200-02