

**PDS-C Series Expansion Joint**  
**Sizes 200 through 2400**  
**(Slab-to-Wall)**



50 MM WAY  
 PENDERGRASS, GA. 30567  
 706-824-7500 PHONE

[www.mm.systems](http://www.mm.systems)

For Spec-Data, Install Guides, and other data visit [www.mm.systems](http://www.mm.systems)

**RIGHTS OF DESIGN**

All rights of design, detail, engineering and/or invention contained herein are the property of MM Systems and hereby reserved and are not to be reproduced or provided to any other party. MM Systems reserves the right to amend or withdraw any information contained herein without notice and will not be liable for any inaccuracy or ambiguity of said information.

**Pan Design Seismic System Expansion Joint**  
**PDS-C Series (Sizes 200-2400)**

Drawn by:  
 LRM

Scale:  
 NTS

Drawing Number:

SHT. 1 OF 3






Issue Date:  
 03/04/2025

**10100-01C**

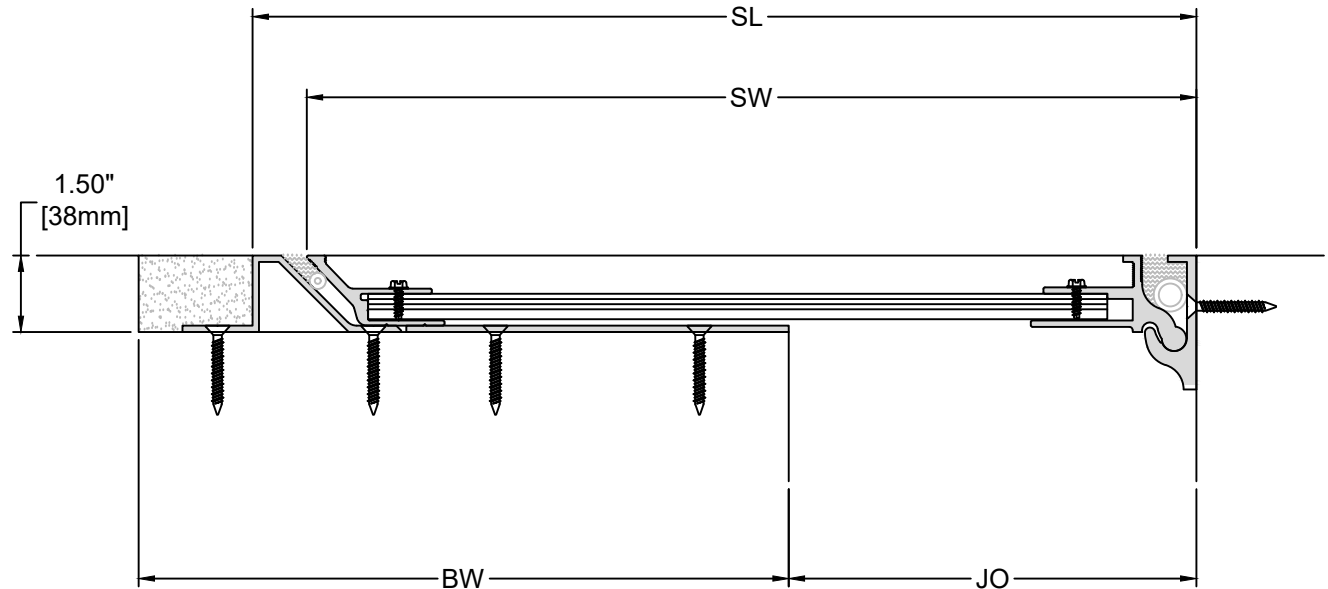
## PDS-C SERIES EXPANSION JOINT MOVEMENT CHART

Model Number	Joint Opening (JO <sup>N</sup> )		Sight Line (SL <sup>N</sup> )		Thermal Movement (JO <sup>T</sup> )				Seismic Movement (JO <sup>S</sup> )				Total (JO <sup>A</sup> )		Slide Plate Width (SW)		Blockout Width (BW)	
	Nominal		Nominal		Minimum		Maximum		Minimum		Maximum		Movement				Nominal	
PDS-C-200	<b>2.00</b>	51	<b>6.95</b>	177	<b>1.00</b>	25	<b>2.75</b>	70	<b>2.00</b>	51	<b>3.00</b>	76	<b>2.00</b>	51	<b>5.89</b>	150	<b>7.00</b>	178
PDS-C-300	<b>3.00</b>	76	<b>7.95</b>	202	<b>1.50</b>	38	<b>4.75</b>	121	<b>2.00</b>	51	<b>6.00</b>	152	<b>4.50</b>	114	<b>5.89</b>	150	<b>7.00</b>	178
PDS-C-400	<b>4.00</b>	102	<b>8.20</b>	208	<b>2.00</b>	51	<b>4.75</b>	121	<b>2.00</b>	51	<b>8.00</b>	203	<b>6.00</b>	152	<b>6.14</b>	156	<b>6.25</b>	159
PDS-C-500	<b>5.00</b>	127	<b>9.20</b>	234	<b>2.50</b>	64	<b>5.75</b>	146	<b>2.00</b>	51	<b>10.00</b>	254	<b>8.00</b>	203	<b>7.14</b>	181	<b>6.25</b>	159
PDS-C-600	<b>6.00</b>	152	<b>14.52</b>	369	<b>5.25</b>	133	6.75	171	<b>2.00</b>	51	<b>12.00</b>	305	<b>10.00</b>	254	<b>13.42</b>	341	<b>10.84</b>	275
PDS-C-700	<b>7.00</b>	178	<b>15.52</b>	394	<b>6.25</b>	159	<b>7.75</b>	197	<b>2.00</b>	51	<b>14.00</b>	336	<b>12.00</b>	305	<b>14.42</b>	366	<b>10.84</b>	275
PDS-C-800	<b>8.00</b>	203	<b>18.52</b>	470	<b>7.25</b>	184	<b>8.75</b>	222	<b>2.00</b>	51	<b>16.00</b>	406	<b>14.00</b>	356	<b>17.45</b>	443	<b>12.75</b>	324
PDS-C-900	<b>9.00</b>	229	<b>19.52</b>	496	<b>8.25</b>	210	<b>9.75</b>	248	<b>2.00</b>	51	<b>18.00</b>	457	<b>16.00</b>	406	<b>18.45</b>	469	<b>12.75</b>	324
PDS-C-1000	<b>10.00</b>	254	<b>22.52</b>	572	<b>9.25</b>	235	<b>10.75</b>	273	<b>2.00</b>	51	<b>20.00</b>	508	<b>18.00</b>	457	<b>21.45</b>	545	<b>14.75</b>	375
PDS-C-1100	<b>11.00</b>	279	<b>23.52</b>	597	<b>10.25</b>	260	<b>11.75</b>	298	<b>2.00</b>	51	<b>22.00</b>	559	<b>20.00</b>	508	<b>22.45</b>	570	<b>14.75</b>	375
PDS-C-1200	<b>12.00</b>	305	<b>26.52</b>	674	<b>11.25</b>	286	<b>12.75</b>	324	<b>2.00</b>	51	<b>24.00</b>	610	<b>22.00</b>	559	<b>25.45</b>	646	<b>16.75</b>	425
PDS-C-1300	<b>13.00</b>	330	<b>27.52</b>	699	<b>12.25</b>	311	<b>13.75</b>	349	<b>2.00</b>	51	<b>26.00</b>	660	<b>24.00</b>	610	<b>26.45</b>	672	<b>16.75</b>	425
PDS-C-1400	<b>14.00</b>	356	<b>30.52</b>	775	<b>13.25</b>	337	<b>14.75</b>	375	<b>2.00</b>	51	<b>28.00</b>	711	<b>26.00</b>	660	<b>29.45</b>	748	<b>18.75</b>	476
PDS-C-1500	<b>15.00</b>	381	<b>31.52</b>	801	<b>14.25</b>	362	<b>15.75</b>	400	<b>2.00</b>	51	<b>30.00</b>	762	<b>28.00</b>	711	<b>30.45</b>	773	<b>18.75</b>	476
PDS-C-1600	<b>16.00</b>	406	<b>34.52</b>	877	<b>15.25</b>	387	<b>16.75</b>	425	<b>2.00</b>	51	<b>32.00</b>	813	<b>30.00</b>	762	<b>33.45</b>	850	<b>20.75</b>	527
PDS-C-1700	<b>17.00</b>	432	<b>35.52</b>	902	<b>16.25</b>	413	<b>17.75</b>	451	<b>2.00</b>	51	<b>34.00</b>	864	<b>32.00</b>	813	<b>34.45</b>	875	<b>20.75</b>	527
PDS-C-1800	<b>18.00</b>	457	<b>38.52</b>	978	<b>17.25</b>	438	<b>18.75</b>	476	<b>2.00</b>	51	<b>36.00</b>	914	<b>34.00</b>	864	<b>37.45</b>	951	<b>22.75</b>	578
PDS-C-1900	<b>19.00</b>	483	<b>39.52</b>	1004	<b>18.25</b>	464	<b>19.75</b>	502	<b>2.00</b>	51	<b>38.00</b>	965	<b>36.00</b>	914	<b>38.45</b>	977	<b>22.75</b>	578
PDS-C-2000	<b>20.00</b>	508	<b>40.52</b>	1029	<b>19.25</b>	489	<b>20.75</b>	527	<b>2.00</b>	51	<b>40.00</b>	1016	<b>38.00</b>	965	<b>39.45</b>	1002	<b>22.75</b>	578
PDS-C-2100	<b>21.00</b>	533	<b>41.52</b>	1055	<b>20.25</b>	514	<b>21.75</b>	552	<b>2.00</b>	51	<b>42.00</b>	1067	<b>40.00</b>	1016	<b>40.45</b>	1027	<b>22.75</b>	578
PDS-C-2200	<b>22.00</b>	559	<b>42.52</b>	1080	<b>21.25</b>	540	<b>22.75</b>	578	<b>2.00</b>	51	<b>44.00</b>	1118	<b>42.00</b>	1067	<b>41.45</b>	1053	<b>22.75</b>	578
PDS-C-2300	<b>23.00</b>	584	<b>43.52</b>	1105	<b>22.25</b>	565	<b>23.75</b>	603	<b>2.00</b>	51	<b>46.00</b>	1168	<b>44.00</b>	1118	<b>42.45</b>	1078	<b>22.75</b>	578
PDS-C-2400	<b>24.00</b>	610	<b>50.52</b>	1283	<b>23.25</b>	591	<b>24.75</b>	629	<b>2.00</b>	51	<b>48.00</b>	1219	<b>46.00</b>	1168	<b>49.70</b>	1262	<b>29.00</b>	737

Dimension shown in **inches** (bold) and millimeters. Refer to the PDS-C AutoCAD file for individual system drawings.

LOAD TABLE	
	Safe Walking Surface
	Passenger Cart
	Carpet Cleaner
	ADA Compliant
	Floor Scrubber

Note: The PDS-C loading capabilities shown above are based upon average equipment weights, wheel types and sizes. For project-specific loading capabilities, contact MM Systems with technical data related to wheel type, contact area (footprint), distributed load per wheel, and speed of traffic.



50 MM WAY  
PENDERGRASS, GA. 30567  
706-824-7500 PHONE

[www.mm.systems](http://www.mm.systems)

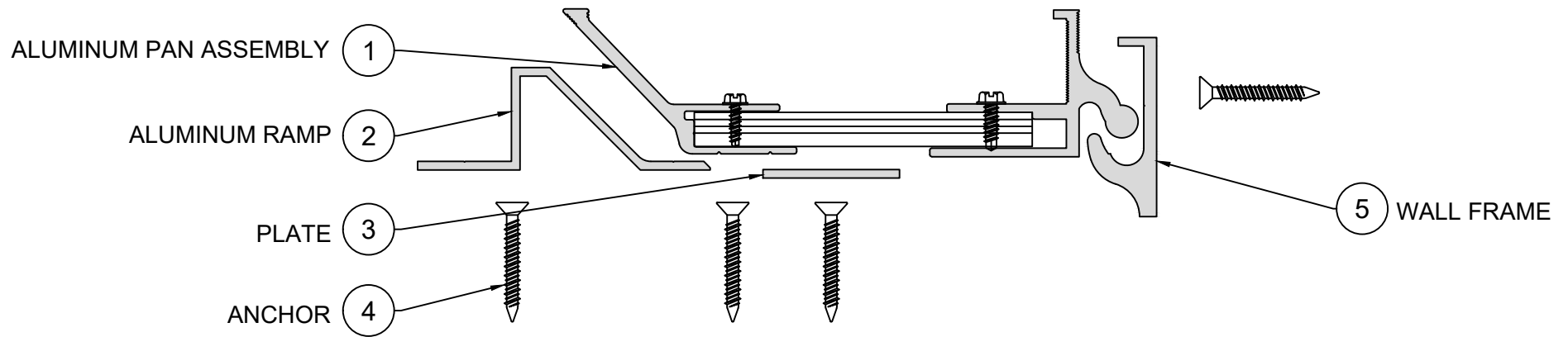
For Spec-Data, Install Guides, and other data visit [www.mm.systems](http://www.mm.systems)

### RIGHTS OF DESIGN

All rights of design, detail, engineering and/or invention contained herein are the property of MM Systems and hereby reserved and are not to be reproduced or provided to any other party. MM Systems reserves the right to amend or withdraw any information contained herein without notice and will not be liable for any inaccuracy or ambiguity of said information.

### Pan Design Seismic System Expansion Joint PDS-C Series (Sizes 200-2400)

Drawn by: <b>LRM</b>	Scale: <b>NTS</b>	Drawing Number:
SHT. 2 OF 3	Issue Date: 03/04/2025	<b>10100-01C</b>



EXPLODED VIEW ▲

PART NUMBERS ▼

Locator	Part Component	PDS-C-200	PDS-C-300	PDS-C-400	PDS-C-500	PDS-C-600	PDS-C-700	PDS-C-800	PDS-C-900	PDS-C-1000	PDS-C-1100	PDS-C-1200
1	Aluminum Pan Assenbly	ASSY-PAN0413-150H-I	ASSY-PAN0513-150H-I	ASSY-PAN0601-150H-I	ASSY-PAN0710-150H-I	ASSY-PAN1306-150H-I	ASSY-PAN1306-150H-I	ASSY-PAN1606-150H-I	ASSY-PAN1706-150H-I	ASSY-PAN2026-150H-I	ASSY-PAN2106-150H-I	ASSY-PAN2406-150H-I
2	Aluminum Pan	8489-M-10	8489-M-10	8489-M-10	8489-M-10	8489-M-10	8489-M-10	8489-M-10	8489-M-10	8489-M-10	8489-M-10	8489-M-10
3	Plate	CPZA-AM-10-0104-00-18	CPZA-AM-10-0104-00-18	CPZA-AM-10-0104-00-18	CPZA-AM-10-0104-00-18	CPZA-AM-10-0508-00-18	CPZA-AM-10-0708-00-18	CPZA-AM-10-0708-00-18	CPZA-AM-10-0708-00-18	CPZA-AM-10-0908-00-18	CPZA-AM-10-0908-00-18	CPZA-AM-10-1108-00-18
4	Anchor	9406	9406	9406	9406	9406	9406	9406	9406	9406	9406	9406
5	Wall Frame	8162-M-10	8162-M-10	8162-M-10	8162-M-10	8162-M-10	8162-M-10	8162-M-10	8162-M-10	8162-M-10	8162-M-10	8162-M-10

Locator	Part Component	PDS-C-1300	PDS-C-1400	PDS-C-1500	PDS-C-1600	PDS-C-1700	PDS-C-1800	PDS-C-1900	PDS-C-2000	PDS-C-2100	PDS-C-2200	PDS-C-2300	PDS-C-2400
1	Aluminum Pan Assenbly	ASSY-PAN2506-150H-I	ASSY-PAN2806-150H-I	ASSY-PAN2906-150H-I	ASSY-PAN3206-150H-I	ASSY-PAN3306-150H-I	ASSY-PAN3606-150H-I	ASSY-PAN3706-150H-I	ASSY-PAN3806-150H-I	ASSY-PAN3906-150H-I	ASSY-PAN4015-150H-I	ASSY-PAN4106-150H-I	ASSY-PAN4860-150H-I
2	Aluminum Pan	8489-M-10	8489-M-10	8489-M-10	8489-M-10	8489-M-10	8489-M-10	8489-M-10	8489-M-10	8489-M-10	8489-M-10	8489-M-10	8489-M-10
3	Plate	CPZA-AM-10-1108-00-18	CPZA-AM-10-1308-00-18	CPZA-AM-10-1308-00-18	CPZA-AM-10-1508-00-18	CPZA-AM-10-1508-00-18	CPZA-AM-10-1708-00-18	CPZA-AM-10-1708-00-18	CPZA-AM-10-1708-00-18	CPZA-AM-10-1708-00-18	CPZA-AM-10-1708-00-18	CPZA-AM-10-1708-00-18	CPZA-AM-10-2312-00-18
4	Anchor	9406	9406	9406	9406	9406	9406	9406	9406	9406	9406	9406	9406
5	Wall Frame	8162-M-10	8162-M-10	8162-M-10	8162-M-10	8162-M-10	8162-M-10	8162-M-10	8162-M-10	8162-M-10	8162-M-10	8162-M-10	8162-M-10



50 MM WAY  
PENDERGRASS, GA. 30567  
706-824-7500 PHONE

[www.mm.systems](http://www.mm.systems)

For Spec-Data, Install Guides, and other data visit [www.mm.systems](http://www.mm.systems)

### RIGHTS OF DESIGN

All rights of design, detail, engineering and/or invention contained herein are the property of MM Systems and hereby reserved and are not to be reproduced or provided to any other party. MM Systems reserves the right to amend or withdraw any information contained herein without notice and will not be liable for any inaccuracy or ambiguity of said information.

### Pan Design Seismic System Expansion Joint PDS-C Series (Sizes 200-2400)

Drawn by: LRM	Scale: NTS	Drawing Number:  <b>10100-01C</b>
SHT. 3 OF 3	Issue Date: 03/04/2025	