

HSC Series Expansion Joint
Sizes 200 through 1200
(Slab-to-Slab)



50 MM WAY
 PENDERGRASS, GA. 30567
 706-824-7500 PHONE

www.mm.systems

For Spec-Data, Install Guides, and other data visit www.mm.systems

RIGHTS OF DESIGN

All rights of design, detail, engineering and/or invention contained herein are the property of MM Systems and hereby reserved and are not to be reproduced or provided to any other party. MM Systems reserves the right to amend or withdraw any information contained herein without notice and will not be liable for any inaccuracy or ambiguity of said information.

Hinged Safety Cover Expansion Joint






HSC Series (200-1200) / 50% Movement

Drawn by: LRM	Scale: NTS	Drawing Number:
SHT. 1 OF 3	Issue Date: 04/03/2025	30900-01

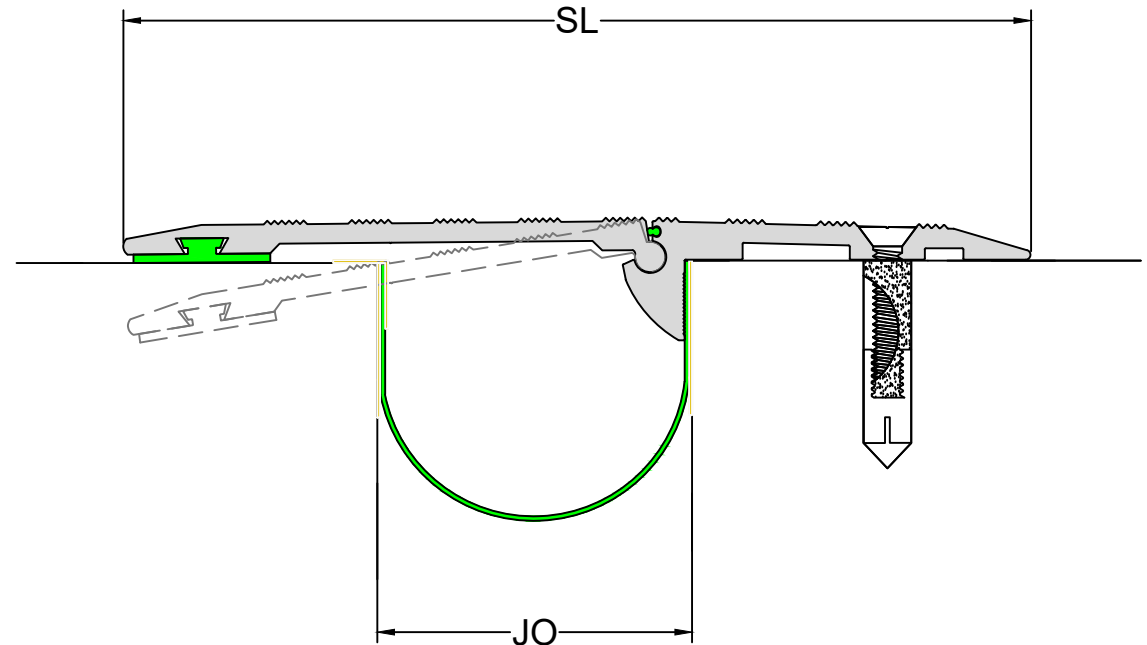
HSC Series Expansion Joint MOVEMENT CHART (200-1200) / 50% MOVEMENT

Model Number	Joint Opening (JO ^N)		Sight Line (SL ^N)		Thermal Movement (JO ^T)				Seismic Movement (JO ^S)				Total (JO ^A)		Slide Plate	
	Nominal		Nominal		Minimum		Maximum		Minimum		Maximum		Movement		Thickness (ST)	
HSC-200	2.00	51	8.62	219	1.00	25	3.00	76	1.00	25	3.00	76	2.00	51	0.250	6
HSC-400	4.00	102	12.74	324	2.00	51	6.00	152	2.00	51	6.00	152	4.00	102	0.250	6
HSC-600	6.00	152	14.74	374	4.00	102	8.00	203	3.00	76	9.00	229	7.00	178	0.375	10
HSC-800	8.00	203	19.74	501	6.00	152	10.00	254	4.00	102	12.00	305	10.00	254	0.375	10
HSC-1000	10.00	254	20.74	527	8.00	203	12.00	305	5.00	127	15.00	381	13.00	330	0.375	10
HSC-1200	12.00	305	20.74	527	10.00	254	14.00	356	6.00	152	18.00	457	16.00	406	0.375	10

Dimension shown in **inches** (bold) and millimeters. Refer to the HSC AutoCAD file for individual system drawings.

LOAD TABLE	
	Auto (Low Speed)
	Maintenance Cart
	Passenger Cart
	Safe Walking Surface
	ADA Compliant

Note: The HSC loading capabilities shown above are based upon average equipment weights, wheel types and sizes. For project-specific loading capabilities, contact MM Systems with technical data related to wheel type, contact area (footprint), distributed load per wheel, and speed of traffic.



50 MM WAY
PENDERGRASS, GA. 30567
706-824-7500 PHONE

www.mm.systems

For Spec-Data, Install Guides, and other data visit www.mm.systems

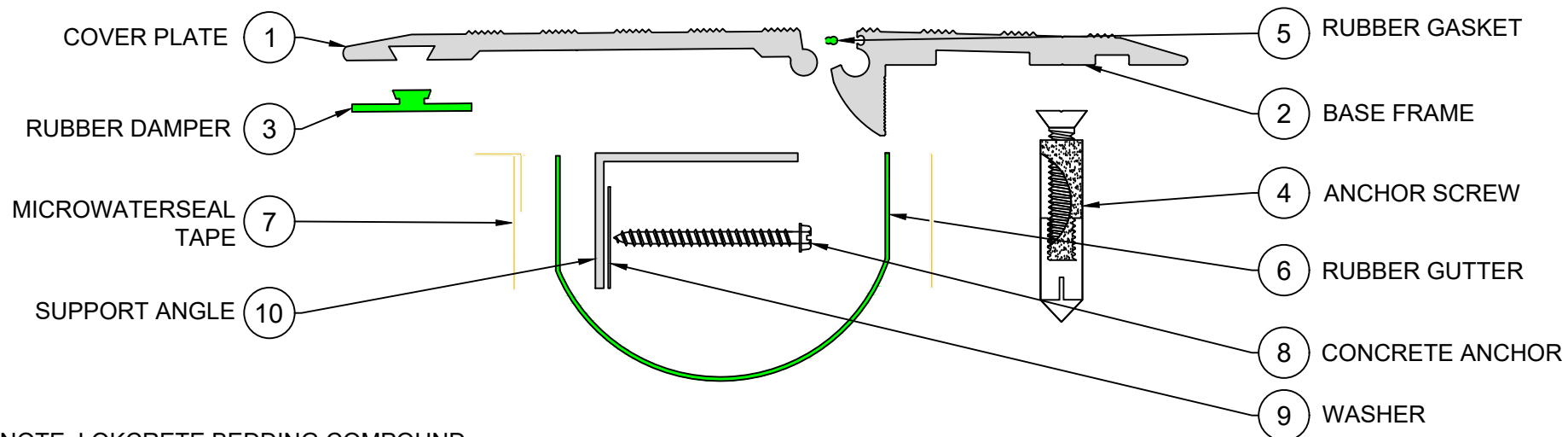
RIGHTS OF DESIGN

All rights of design, detail, engineering and/or invention contained herein are the property of MM Systems and hereby reserved and are not to be reproduced or provided to any other party. MM Systems reserves the right to amend or withdraw any information contained herein without notice and will not be liable for any inaccuracy or ambiguity of said information.

Hinged Safety Cover Expansion Joint

HSC Series (200-1200) / 50% Movement

Drawn by: LRM	Scale: NTS	Drawing Number:
SHT. 2 OF 3	Issue Date: 04/03/2025	30900-01



NOTE: LOKCRETE BEDDING COMPOUND (8333) Not shown.

EXPLODED VIEW ▲

▼ PART NUMBERS

Locator	Part Component	HSC-200	HSC-400	HSC-600	HSC-800	HSC-1000	HSC-1200
1	Cover Plate	8542	8342	8343	8713-M-10	8714-M-10	8714-M-10
2	Base Frame	8718-M-10	8718-M-10	8718-M-10	8718-M-10	8718-M-10	8718-M-10
3	Rubber Damper	9458	9458	9458	9458	9458	9458
4	Anchor Screw	9039	9039	9039	9039	9039	9039
5	Rubber Gasket	9457	9457	9457	9457	9457	9457
6	Rubber Gutter	9109-09	9109-09	9109-12	9109-15	9109-18	9109-21
7	Mircowaterseal Tape	Microwaterseal30X2	Microwaterseal30X2	Microwaterseal30X2	Microwaterseal30X2	Microwaterseal30X2	Microwaterseal30X2
8	Concrete Anchor	N/A	N/A	N/A	N/A	N/A	9534
9	Washer	N/A	N/A	N/A	N/A	N/A	9573
10	Support Angle	N/A	N/A	N/A	N/A	N/A	8408-M-10-00-12



50 MM WAY
PENDERGRASS, GA. 30567
706-824-7500 PHONE

www.mm.systems

For Spec-Data, Install Guides, and other data visit www.mm.systems

RIGHTS OF DESIGN

All rights of design, detail, engineering and/or invention contained herein are the property of MM Systems and hereby reserved and are not to be reproduced or provided to any other party. MM Systems reserves the right to amend or withdraw any information contained herein without notice and will not be liable for any inaccuracy or ambiguity of said information.

Hinged Safety Cover Expansion Joint

HSC Series (200-1200) / 50% Movement

Drawn by:

LRM

Scale:

NTS

Drawing Number:

SHT. 3 OF 3

Issue Date:

04/03/2025

30900-01