

HFP Series Expansion Joint

Sizes 200 through 400

(Slab to Slab)



50 MM WAY
PENDERGRASS, GA. 30567
706-824-7500 PHONE

www.mm.systems

For Spec-Data, Install Guides, and other data visit www.mm.systems

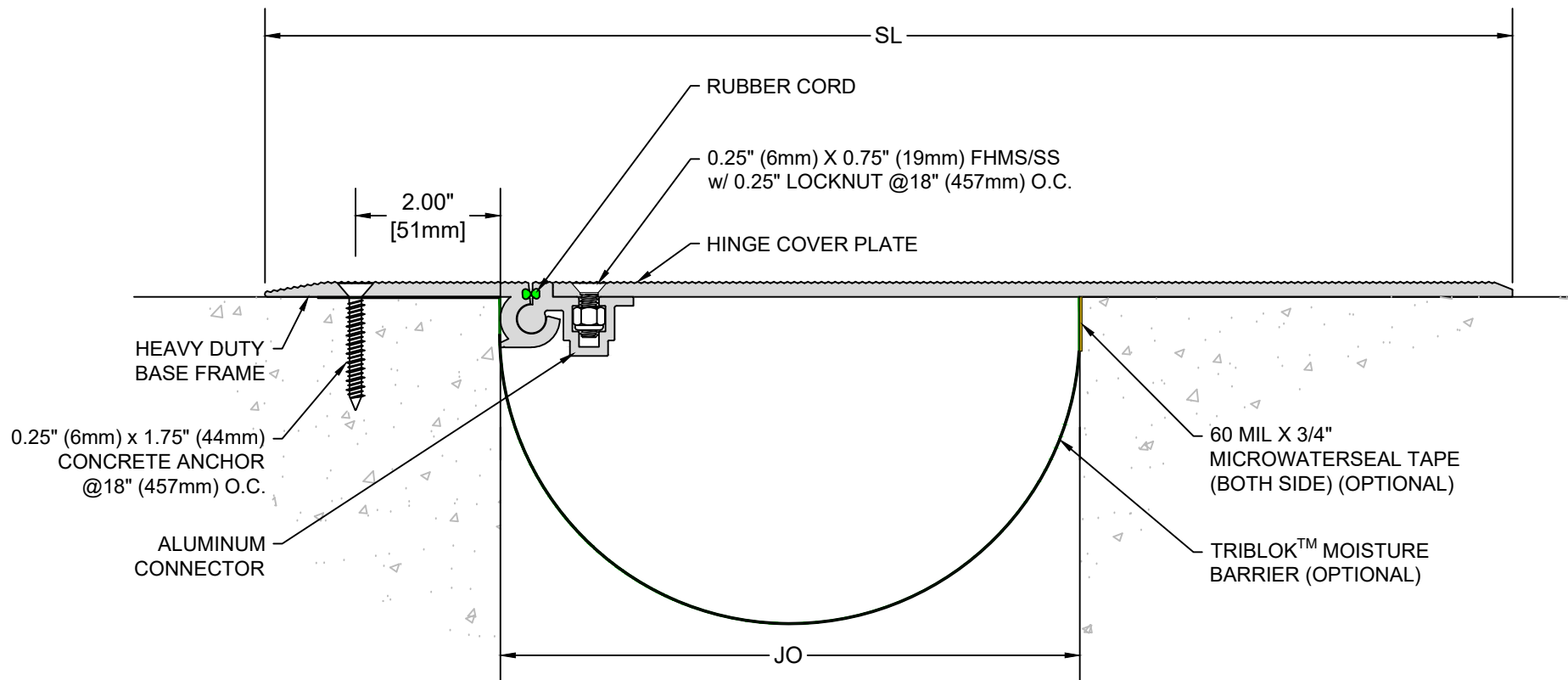
RIGHTS OF DESIGN

All rights of design, detail, engineering and/or invention contained herein are the property of MM Systems and hereby reserved and are not to be reproduced or provided to any other party. MM Systems reserves the right to amend or withdraw any information contained herein without notice and will not be liable for any inaccuracy or ambiguity of said information.

Surface Mount Metal Cover Expansion Joint

HFP Series (200-400)

Drawn by: LRM	Scale: NTS	Drawing Number:
SHT. 1 OF 4	Issue Date: 07/17/2023	11000-01



HFP Series Expansion Joint
Sizes 600 through 1200
(Slab to Slab)



50 MM WAY
 PENDERGRASS, GA. 30567
 706-824-7500 PHONE

www.mm.systems

For Spec-Data, Install Guides, and other data visit www.mm.systems

RIGHTS OF DESIGN

All rights of design, detail, engineering and/or invention contained herein are the property of MM Systems and hereby reserved and are not to be reproduced or provided to any other party. MM Systems reserves the right to amend or withdraw any information contained herein without notice and will not be liable for any inaccuracy or ambiguity of said information.

Surface Mount Metal Cover Expansion Joint

HFP Series (600-1200)

Drawn by: LRM	Scale: NTS	Drawing Number: 11000-01
SHT. 2 OF 4	Issue Date: 07/17/2023	

HFP SERIES EXPANSION JOINT MOVEMENT CHART

Model Number	Joint Opening (JO ^N)		Sight Line (SL ^N)		Thermal Movement (JO ^T)				Seismic Movement (JO ^S)				Total (JO ^A)	
	Nominal		Nominal		Minimum		Maximum		Minimum		Maximum		Movement	
HFP-200	2.00	51	6.825	173	1.00	25	3.00	76	1.00	25	3.00	76	2.00	51
HFP-400	4.00	102	9.825	249	3.00	76	5.00	127	2.00	51	6.00	152	4.00	102
HFP-600	6.00	152	13.50	342	5.00	127	7.00	178	3.00	76	9.00	229	6.00	152
HFP-800	8.00	203	17.25	438	7.00	178	9.00	229	4.00	102	12.00	305	8.00	203
HFP-1000	10.00	254	19.50	495	9.00	229	11.00	279	5.00	127	15.00	381	10.00	254
HFP-1200	12.00	305	22.50	571	11.00	279	13.00	330	6.00	152	18.00	457	12.00	305

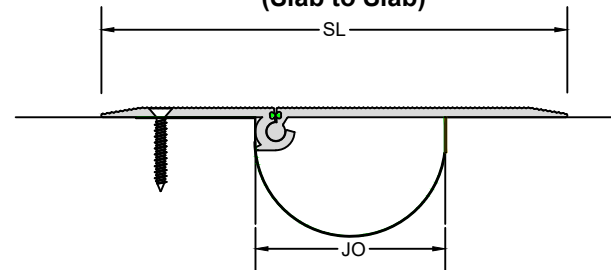
Dimension shown in **inches** (bold) and millimeters. Refer to the HFP AutoCAD file for individual system drawings.

LOAD TABLE

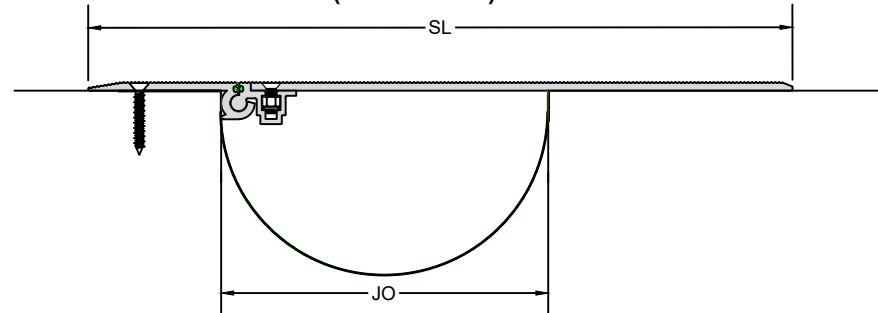
	Shopping Cart
	Safe Walking Surface
	Floor Polisher
	Hand Truck

Note: The HFP loading capabilities shown above are based upon average equipment weights, wheel types and sizes. For project-specific loading capabilities, contact MM Systems with technical data related to wheel type, contact area (footprint), distributed load per wheel, and speed of traffic.

HFP (200-400) Expansion Joint (Slab to Slab)



HFP (600-1200) Expansion Joint (Slab to Slab)



50 MM WAY
PENDERGRASS, GA. 30567
706-824-7500 PHONE

www.mm.systems

For Spec-Data, Install Guides, and other data visit www.mm.systems

RIGHTS OF DESIGN

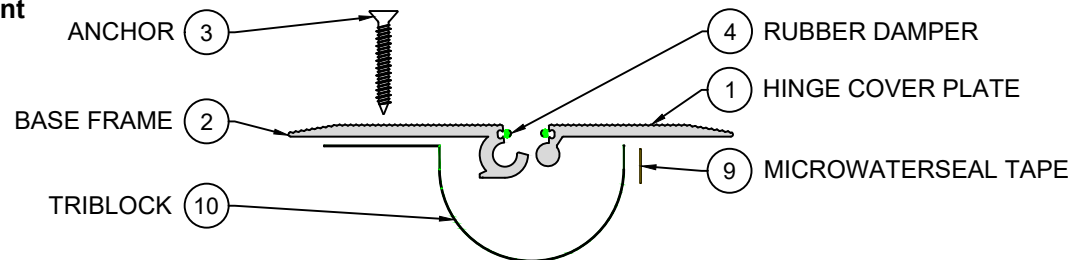
All rights of design, detail, engineering and/or invention contained herein are the property of MM Systems and hereby reserved and are not to be reproduced or provided to any other party. MM Systems reserves the right to amend or withdraw any information contained herein without notice and will not be liable for any inaccuracy or ambiguity of said information.

Surface Mount Metal Cover Expansion Joint

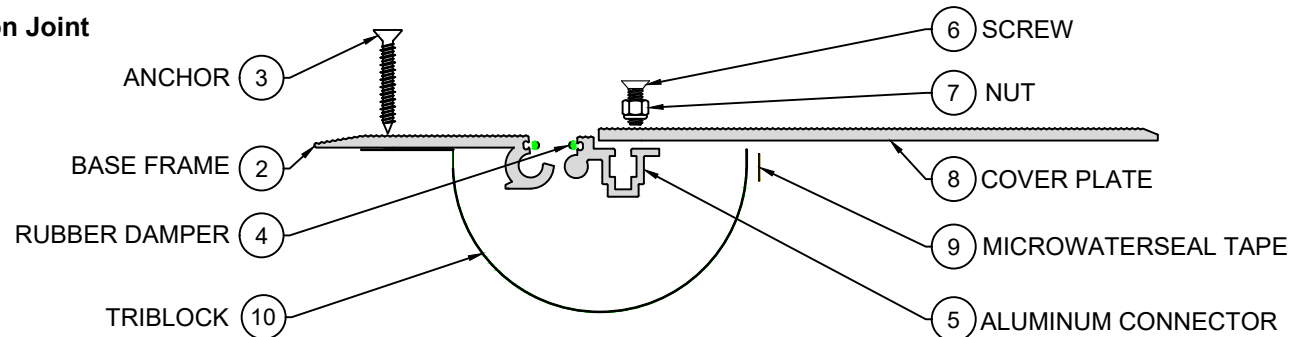
HFP Series (200-1200)

Drawn by: LRM	Scale: NTS	Drawing Number: 11000-01
SHT. 3 OF 4	Issue Date: 07/17/2023	

HFP (200-400) Expansion Joint (Slab to Slab)



HFP (600-1200) Expansion Joint (Slab to Slab)



EXPLODED VIEW ▲

PART NUMBERS ▼

Locator	Part Component	HFP-200	HFP-400	HFP-600	HFP-800	HFP-1000	HFP-1200
1	Hinge Cover Plate	7185-M-10	7186-M-10	N/A	N/A	N/A	N/A
2	Base Frame	7187-M-10	7187-M-10	7187-M-10	7187-M-10	7187-M-10	7187-M-10
3	Anchor	9406	9406	9406	9406	9406	9406
4	Rubber Damper	9457	9457	9457	9457	9457	9457
5	Aluminum Connector	7184-M-10	7184-M-10	7184-M-10	7184-M-10	7184-M-10	7184-M-10
6	Screw	N/A	N/A	7382	7382	7382	7382
7	Nut	N/A	N/A	9509	9509	9509	9509
8	Cover Plate	N/A	N/A	7158#HFP-1304	7158#HFP-1304	CPPB-AT-10-1508-00-18	CPPC-AT-10-1808-00-18
9	Microwaterseal Tape (Optional)	Microwaterseal60X $\frac{3}{4}$	Microwaterseal60X $\frac{3}{4}$	Microwaterseal60X $\frac{3}{4}$	Microwaterseal60X $\frac{3}{4}$	Microwaterseal60X $\frac{3}{4}$	Microwaterseal60X $\frac{3}{4}$
10	TriBlok Moisture Barrier (Optional)	MBTB-10.5	MBTB-10.5	MBTB-21	MBTB-21	MBTB-21	MBTB-21



50 MM WAY
PENDERGRASS, GA. 30567
706-824-7500 PHONE

www.mm.systems

For Spec-Data, Install Guides, and other data visit www.mm.systems

RIGHTS OF DESIGN

All rights of design, detail, engineering and/or invention contained herein are the property of MM Systems and hereby reserved and are not to be reproduced or provided to any other party. MM Systems reserves the right to amend or withdraw any information contained herein without notice and will not be liable for any inaccuracy or ambiguity of said information.

Surface Mount Metal Cover Expansion Joint

HFP Series (200-1200)

Drawn by:

LRM

Scale:

NTS

Drawing Number:

SHT. 4 OF 4

Issue Date:
07/17/2023

11000-01