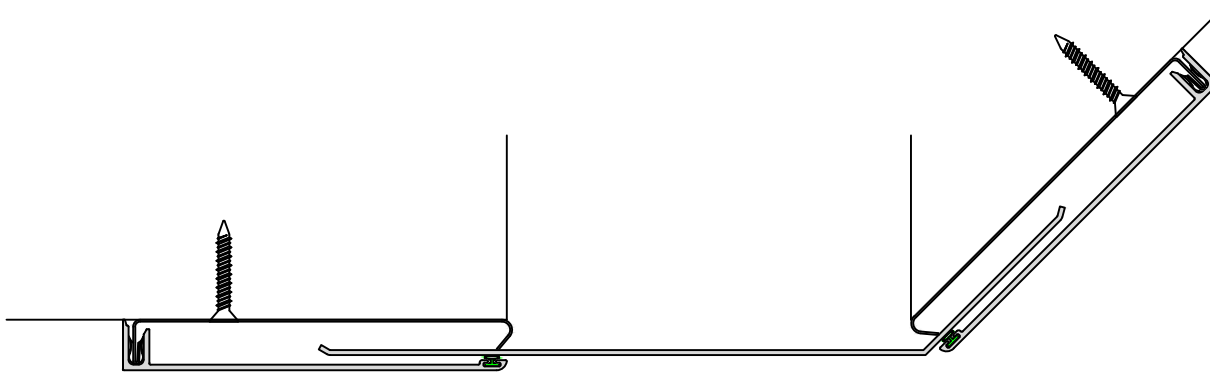


Recessed Option
FX-OC Series Expansion Joint



Surface Mount Option
FX-OC Series Expansion Joint



50 MM WAY
PENDERGRASS, GA. 30567
706-824-7500 PHONE

www.mm.systems

For Spec-Data, Install Guides, and other data visit www.mm.systems

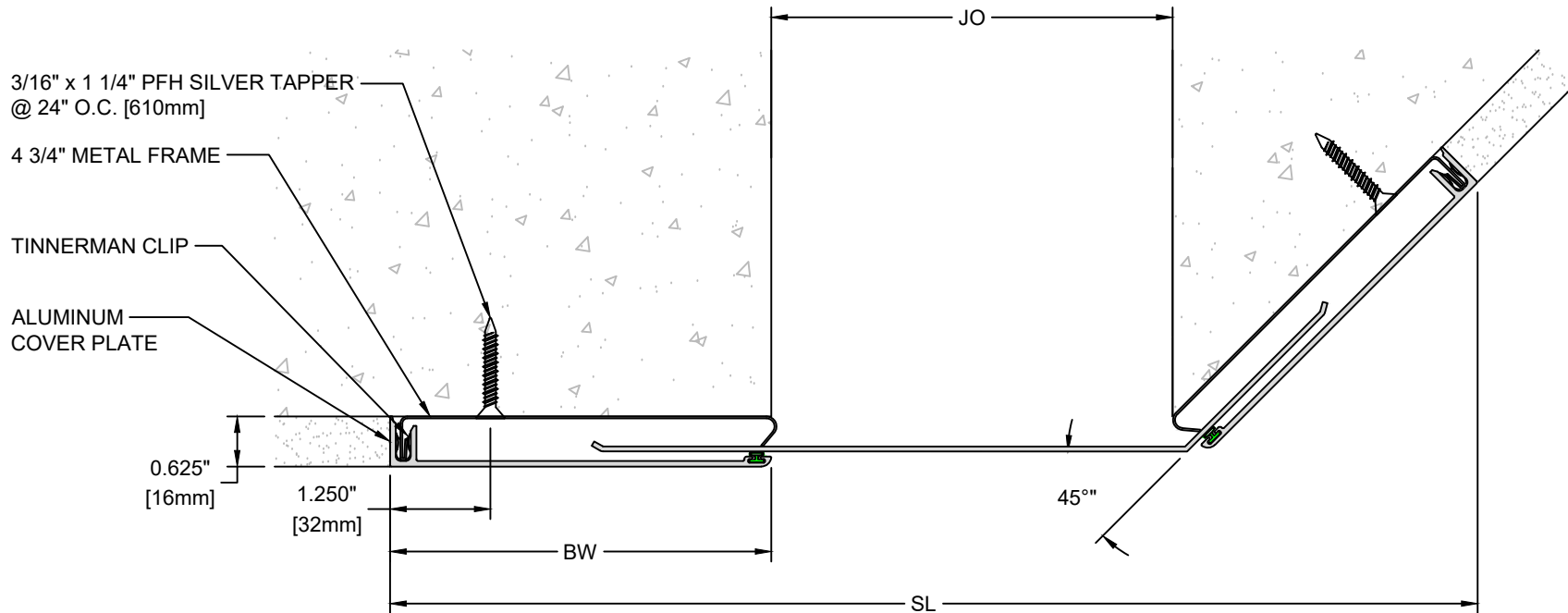
RIGHTS OF DESIGN

All rights of design, detail, engineering and/or invention contained herein are the property of MM Systems and hereby reserved and are not to be reproduced or provided to any other party. MM Systems reserves the right to amend or withdraw any information contained herein without notice and will not be liable for any inaccuracy or ambiguity of said information.

Interior Aluminum Wall & Ceiling Cover

FX-OC Series (100-800)

Drawn by: LRM	Scale: NTS	Drawing Number: 20000-02
SHT. 1 OF 4	Issue Date: 05/02/2024	



FX-OC Series Expansion Joint

Sizes 100 through 800

(Ceiling-to-Wall)



50 MM WAY
 PENDERGRASS, GA. 30567
 706-824-7500 PHONE

www.mm.systems

For Spec-Data, Install Guides, and other data visit www.mm.systems

RIGHTS OF DESIGN

All rights of design, detail, engineering and/or invention contained herein are the property of MM Systems and hereby reserved and are not to be reproduced or provided to any other party. MM Systems reserves the right to amend or withdraw any information contained herein without notice and will not be liable for any inaccuracy or ambiguity of said information.

Interior Aluminum Wall & Ceiling Cover

FX-OC Series (100-800)

Drawn by: LRM	Scale: NTS	Drawing Number: 20000-02
SHT. 2 OF 4	Issue Date: 05/02/2024	

FX-OC SERIES EXPANSION JOINT MOVEMENT CHART (100-800)

Model Number	Joint Opening (JO ^N)		Thermal Movement (JO ^T)				Seismic Movement (JO ^S)				Total (JO ^A)		Blockout Width (BW)		System Depth (SD)		Sight Line (SL)	
	Nominal		Minimum		Maximum		Minimum		Maximum		Movement		Nominal		Nominal		Nominal	
FX-OC-100	1.00	25	0.75	19	1.25	32	0.38	10	1.50	38	1.13	29	1.75	44	2.00	51	2.125	54
FX-OC-200	2.00	51	1.50	38	2.50	63	1.38	36	2.50	64	1.13	29	1.75	44	2.00	51	3.125	79
FX-OC-300	3.00	76	2.25	57	3.75	95	1.50	38	4.50	115	3.00	76	3.75	95	2.00	51	6.125	156
FX-OC-400	4.00	102	3.00	76	5.00	127	2.19	55	6.06	154	3.88	99	2.75	70	1.25	32	6.125	156
FX-OC-500	5.00	127	3.75	96	6.26	159	2.75	70	7.56	192	4.81	122	3.75	95	1.25	32	8.125	206
FX-OC-600	6.00	152	4.50	114	7.50	191	4.25	108	9.06	230	4.81	122	3.75	95	1.25	32	9.125	232
FX-OC-700	7.00	178	5.25	113	8.75	222	4.06	103	10.13	257	6.06	154	4.75	121	1.25	32	11.125	283
FX-OC-800	8.00	203	6.00	152	10.00	254	4.25	108	12.13	308	7.88	200	4.75	121	1.25	32	12.125	305

Dimension shown in **inches** (bold) and millimeters. Refer to the FX-OC AutoCAD file for individual system drawings.

CONSIDERATIONS



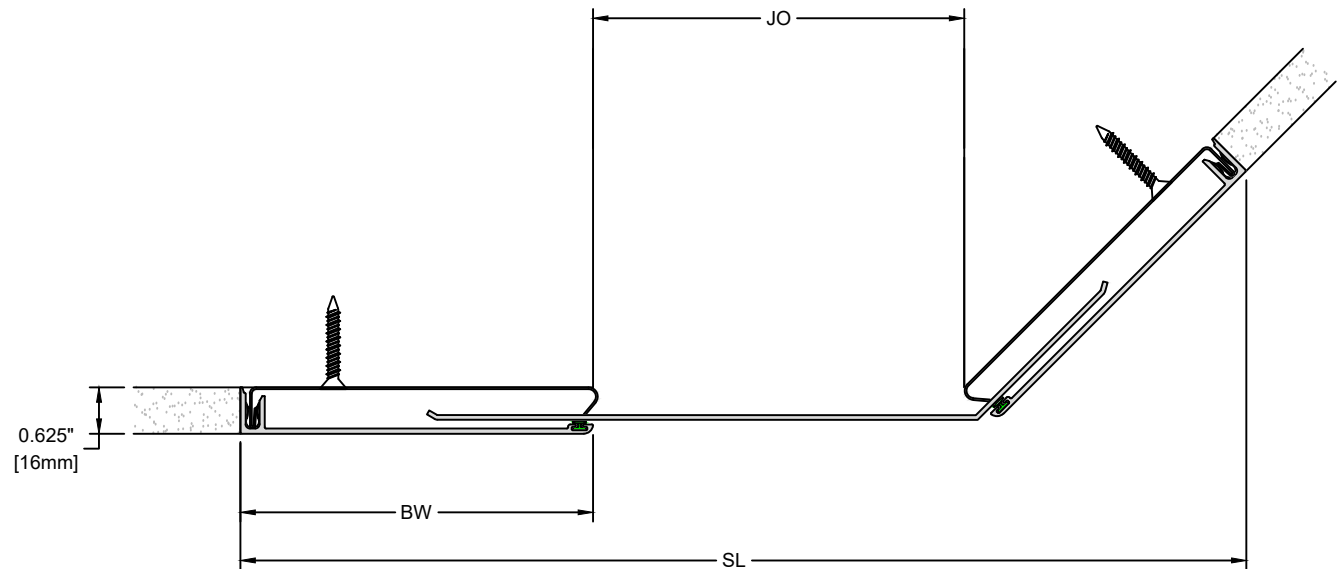
Color Options



Kynar Paint



Vandal Resistant



50 MM WAY
PENDERGRASS, GA. 30567
706-824-7500 PHONE

www.mm.systems

For Spec-Data, Install Guides, and other data visit www.mm.systems

RIGHTS OF DESIGN

All rights of design, detail, engineering and/or invention contained herein are the property of MM Systems and hereby reserved and are not to be reproduced or provided to any other party. MM Systems reserves the right to amend or withdraw any information contained herein without notice and will not be liable for any inaccuracy or ambiguity of said information.

Interior Aluminum Wall & Ceiling Cover

FX-OC Series (100-800)

Drawn by:

LRM

Scale:

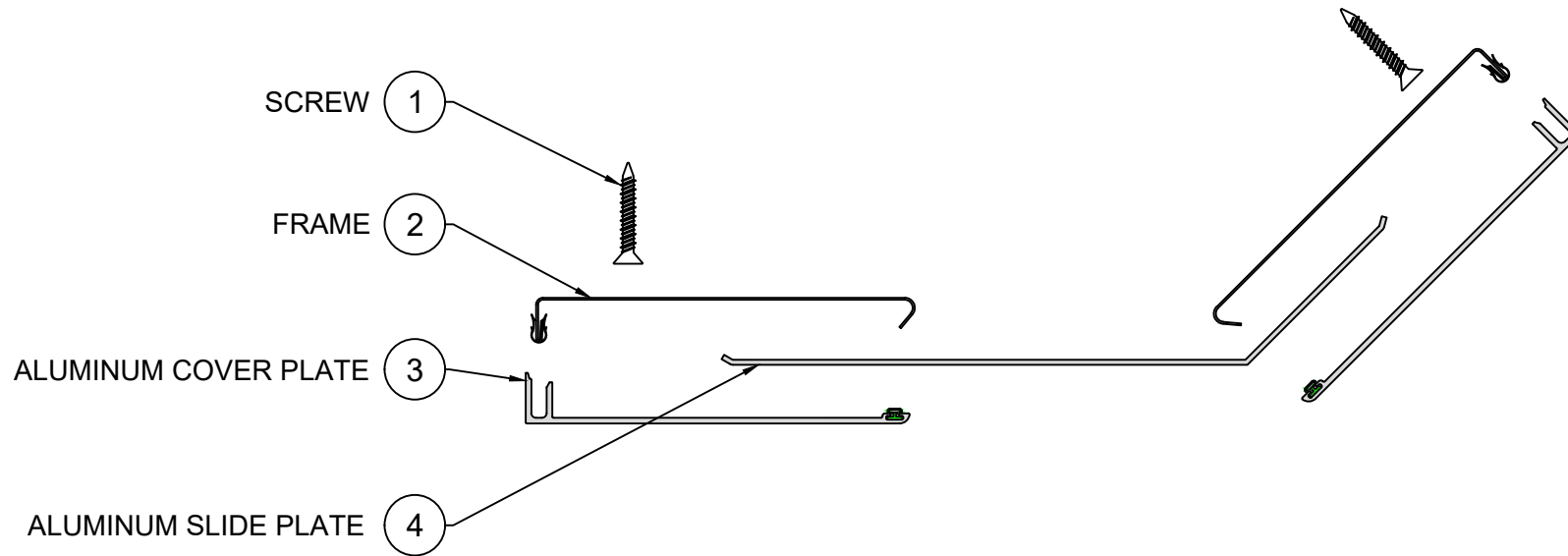
NTS

Drawing Number:

SHT. 3 OF 4

Issue Date:
05/02/2024

20000-02



EXPLODED VIEW ▲

PART NUMBERS ▼

Locator	Part Component	FX-OC-100	FX-OC-200	FX-OC-300	FX-OC-400	FX-OC-500	FX-OC-600	FX-OC-700	FX-OC-800
1	Screw	9405	9405	9405	9405	9405	9405	9405	9405
2	Frame	FFAV-AA-10-0211-01-00	FFAV-AA-10-0211-01-00	FFAV-AA-10-0411-01-00	FFAV-AA-10-0411-01-00	FFAV-AA-10-0411-01-00	FFAV-AA-10-0411-01-00	FFAV-AA-10-0411-01-00	FFAV-AA-10-0411-01-00
3	Aluminum Cover Plate	9059	9059	9061	9061	9061	9061	9061	9061
4	Aluminum Slide Plate	FXHQ-AA-10-0210-0113-45-00	FXHQ-AA-10-0311-0113-45-00	FXHQ-AA-10-0506-0206-45-00	FXHQ-AA-10-0606-0206-45-00	FXHQ-AA-10-0704-0206-45-00	FXHQ-AA-10-0806-0206-45-00	FXHQ-AA-10-0906-0206-45-00	FXHQ-AA-10-1006-0206-45-00



50 MM WAY
PENDERGRASS, GA. 30567
706-824-7500 PHONE

www.mm.systems

For Spec-Data, Install Guides, and other data visit www.mm.systems

RIGHTS OF DESIGN

All rights of design, detail, engineering and/or invention contained herein are the property of MM Systems and hereby reserved and are not to be reproduced or provided to any other party. MM Systems reserves the right to amend or withdraw any information contained herein without notice and will not be liable for any inaccuracy or ambiguity of said information.

Interior Aluminum Wall & Ceiling Cover

FX-OC Series (100-800)

Drawn by:

LRM

Scale:

NTS

Drawing Number:

SHT. 4 OF 4

Issue Date:
05/02/2024

20000-02