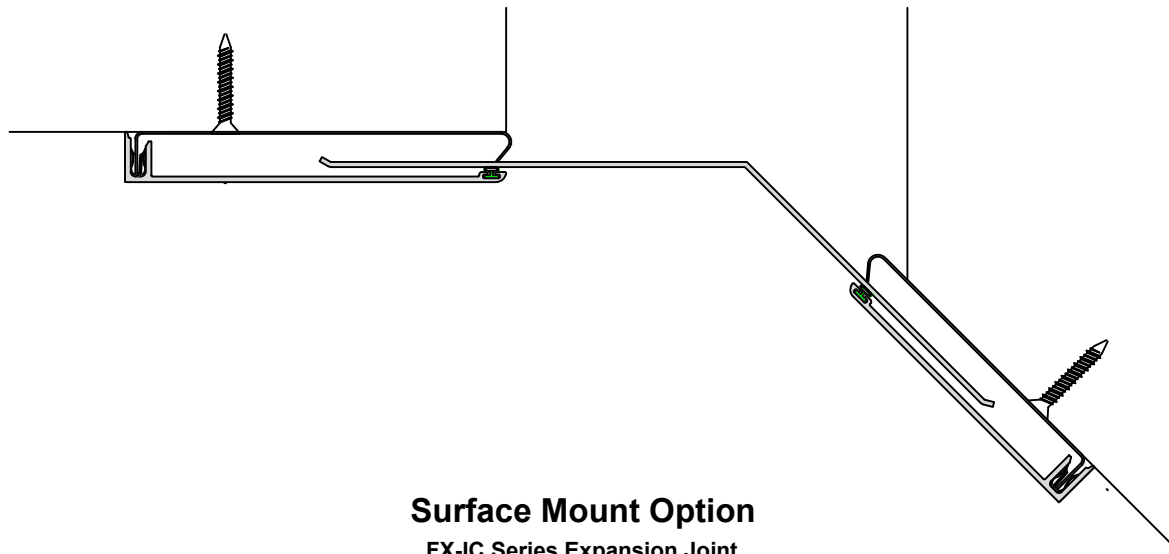


Recessed Option
FX-IC Series Expansion Joint



Surface Mount Option
FX-IC Series Expansion Joint



50 MM WAY
 PENDERGRASS, GA. 30567
 706-824-7500 PHONE

www.mm.systems

For Spec-Data, Install Guides, and other data visit www.mm.systems

RIGHTS OF DESIGN

All rights of design, detail, engineering and/or invention contained herein are the property of MM Systems and hereby reserved and are not to be reproduced or provided to any other party. MM Systems reserves the right to amend or withdraw any information contained herein without notice and will not be liable for any inaccuracy or ambiguity of said information.

Interior Aluminum Wall & Ceiling Cover

FX-IC Series (100-800)

Drawn by: LRM	Scale: NTS	Drawing Number: 20000-01
SHT. 1 OF 4	Issue Date: 05/02/2024	

3/16" x 1 1/4" PFH SILVER TAPPER
@ 24" O.C. [610mm]

4 3/4" METAL FRAME

TINNERMAN CLIP

ALUMINUM
COVER PLATE

0.625"
[16mm]

1.250"
[32mm]

BW

JO

135°

ALUMINUM SLIDE
PLATE

VINYL VIBRATION
GASKET

SL

FX-IC Series Expansion Joint

Sizes 100 through 800

(Ceiling-to-Ceiling)



50 MM WAY
PENDERGRASS, GA. 30567
706-824-7500 PHONE

www.mm.systems

For Spec-Data, Install Guides, and other data visit www.mm.systems

RIGHTS OF DESIGN

All rights of design, detail, engineering and/or invention contained herein are the property of MM Systems and hereby reserved and are not to be reproduced or provided to any other party. MM Systems reserves the right to amend or withdraw any information contained herein without notice and will not be liable for any inaccuracy or ambiguity of said information.

Interior Aluminum Wall & Ceiling Cover

FX-IC Series (100-800)

Drawn by: LRM	Scale: NTS	Drawing Number: 20000-01
SHT. 2 OF 4	Issue Date: 05/02/2024	

FX-IC SERIES EXPANSION JOINT MOVEMENT CHART (100-800)

Model Number	Joint Opening (JO ^N)		Thermal Movement (JO ^T)				Seismic Movement (JO ^S)				Total (JO ^A)		Blockout Width (BW)		Sight Line (SL)	
	Nominal		Minimum		Maximum		Minimum		Maximum		Movement		Nominal		Nominal	
	FX-IC-100	1.00	25	0.75	19	1.25	32	0.375	10	1.50	38	1.125	29	1.75	44	4.50
FX-IC-200	2.00	51	1.50	38	2.50	63	1.375	36	2.50	64	1.125	29	1.75	44	5.50	140
FX-IC-300	3.00	76	2.25	57	3.75	95	1.50	38	4.50	115	3.00	76	2.75	70	8.50	216
FX-IC-400	4.00	102	3.00	76	5.00	127	2.1875	55	6.0625	154	3.875	99	2.75	70	9.50	241
FX-IC-500	5.00	127	3.75	96	6.25	159	2.75	70	7.5625	192	4.8125	122	3.75	95	12.50	318
FX-IC-600	6.00	152	4.50	114	7.50	191	4.25	108	9.0625	230	4.8125	122	3.75	95	13.50	343
FX-IC-700	7.00	178	5.25	113	8.75	222	4.0625	103	10.125	257	6.0625	154	4.75	121	16.50	419
FX-IC-800	8.00	203	6.00	152	10.00	254	4.25	108	12.125	308	7.875	200	4.75	121	17.50	445

Dimension shown in **inches** (bold) and millimeters. Refer to the FX-IC AutoCAD file for individual system drawings.

CONSIDERATIONS



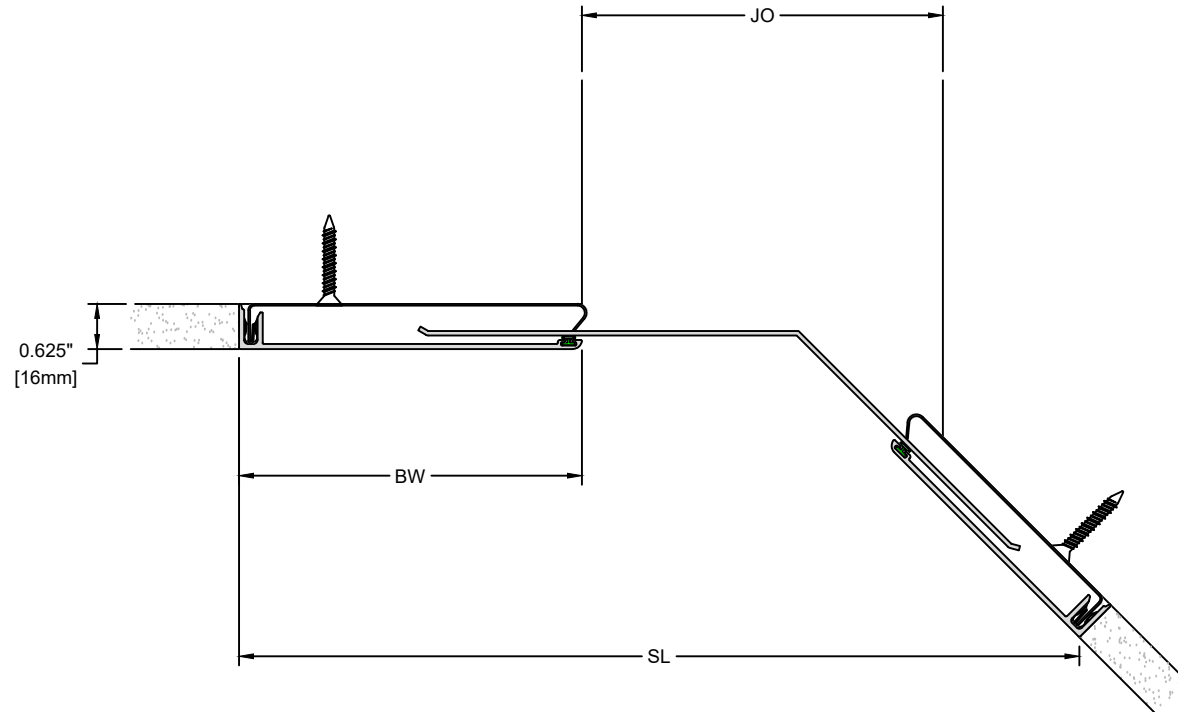
Color Options



Kynar Paint



Vandal Resistant



50 MM WAY
PENDERGRASS, GA. 30567
706-824-7500 PHONE

www.mm.systems

For Spec-Data, Install Guides, and other data visit www.mm.systems

RIGHTS OF DESIGN

All rights of design, detail, engineering and/or invention contained herein are the property of MM Systems and hereby reserved and are not to be reproduced or provided to any other party. MM Systems reserves the right to amend or withdraw any information contained herein without notice and will not be liable for any inaccuracy or ambiguity of said information.

Interior Aluminum Wall & Ceiling Cover

FX-IC Series (100-800)

Drawn by:

LRM

Scale:

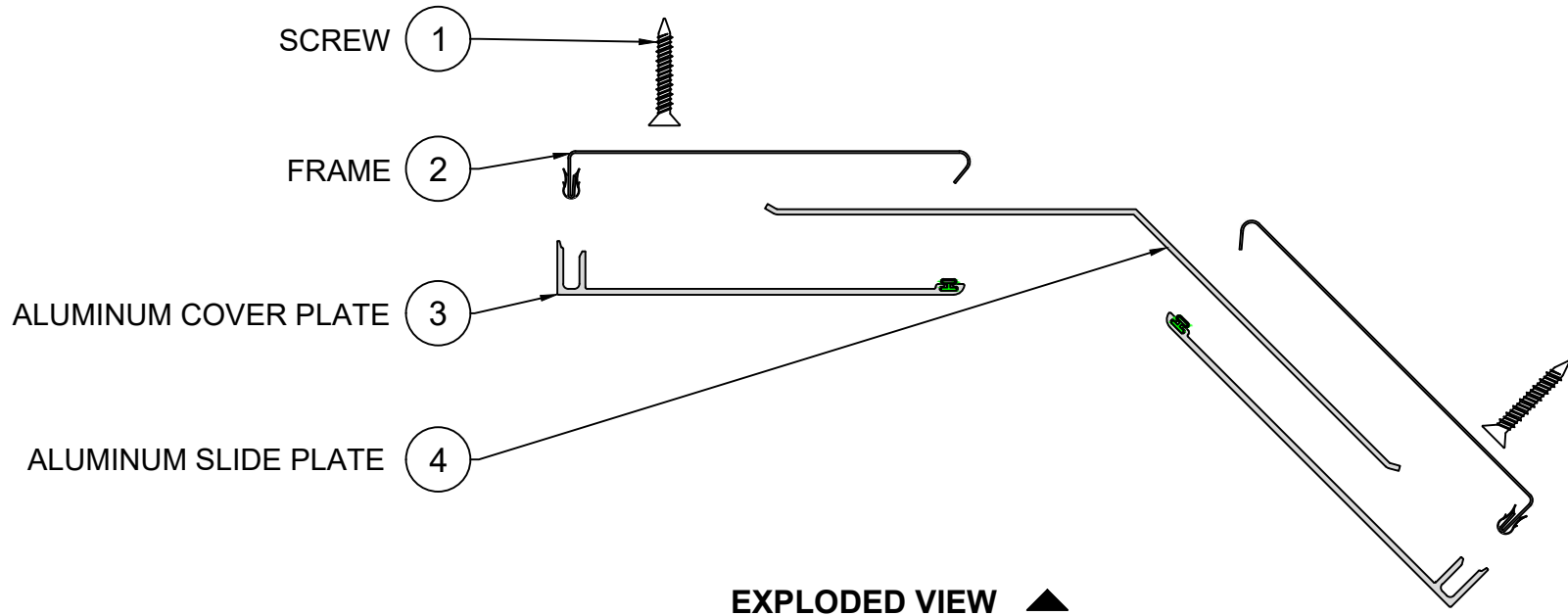
NTS

Drawing Number:

SHT. 3 OF 4

Issue Date:
05/02/2024

20000-01



EXPLODED VIEW ▲

▼ PART NUMBERS

Locator	Part Component	FX-IC-100	FX-IC-200	FX-IC-300	FX-IC-400	FX-IC-500	FX-IC-600	FX-IC-700	FX-IC-800
1	Screw	9405	9405	9405	9405	9405	9405	9405	9405
2	Frame	FFAV-AA-10-0211 -01-00	FFAV-AA-10-0211 -01-00	FFAV-AA-10-0311 -01-00 / FFAV-AA-10-0211 -01-00	FFAV-AA-10-0411 -01-00	FFAV-AA-10-0411 -01-00 / FFAV-AA-10-0311 -01-00	FFAV-AA-10-0411 -01-00 / FFAV-AA-10-0311 -01-00	FFAV-AA-10-0411 -01-00	FFAV-AA-10-0411 -01-00
3	Aluminum Cover Plate	9059	9059	9060 / 9059	9061	9061 / 9060	9061 / 9060	9061	9061
4	Aluminum Slide Plate	FXJQ-AA-10-0206 -0206-135-00	FXJQ-AA-10-0205 -0205-135-00	FXJQ-AA-10-0310 -0203-135-00	FXJQ-AA-10-0403 -0403-135-00	FXJQ-AA-10-0502 -0403-135-00	FXJQ-AA-10-0603 -0403-135-00	FXJQ-AA-10-0703 -0403-135-00	FXJQ-AA-10-0803 -0403-135-00



50 MM WAY
PENDERGRASS, GA. 30567
706-824-7500 PHONE

www.mm.systems

For Spec-Data, Install Guides, and other data visit www.mm.systems

RIGHTS OF DESIGN

All rights of design, detail, engineering and/or invention contained herein are the property of MM Systems and hereby reserved and are not to be reproduced or provided to any other party. MM Systems reserves the right to amend or withdraw any information contained herein without notice and will not be liable for any inaccuracy or ambiguity of said information.

Interior Aluminum Wall & Ceiling Cover

FX-IC Series (100-800)

Drawn by: LRM	Scale: NTS	Drawing Number: 20000-01
SHT. 4 OF 4	Issue Date: 05/02/2024	