

EX-K Series Expansion Joint

Sizes 100 through 400

(Wall-to-Wall)



50 MM WAY
PENDERGRASS, GA. 30567
706-824-7500 PHONE

www.mm.systems

For Spec-Data, Install Guides, and other data visit www.mm.systems

RIGHTS OF DESIGN

All rights of design, detail, engineering and/or invention contained herein are the property of MM Systems and hereby reserved and are not to be reproduced or provided to any other party. MM Systems reserves the right to amend or withdraw any information contained herein without notice and will not be liable for any inaccuracy or ambiguity of said information.

EX Series Extruded Aluminum Covers

EX-K Series (100-400)

Drawn by:

LRM

Scale:

NTS

Drawing Number:

SHT. 1 OF 3

Issue Date:
05/02/2024

24000-01

EX-K SERIES EXPANSION JOINT MOVEMENT CHART (100-400)


Model Number	Joint Opening (JO ^N)		Thermal Movement (JO ^T)				Seismic Movement (JO ^S)				Total (JO ^A)		Sight Line (SL)	
	Nominal		Minimum		Maximum		Minimum		Maximum		Movement		Nominal	
EX-K-100	1.00	25	0.50	13	1.50	38	0.50	13	1.50	38	1.00	25	3.12	79
EX-K-150	1.50	38	1.00	25	2.00	51	0.75	19	2.25	57	1.50	38	4.12	105
EX-K-200	2.00	51	1.50	38	2.50	63	1.00	25	3.00	76	2.00	51	5.12	130
EX-K-300	3.00	76	2.50	64	3.50	89	1.50	38	4.50	115	3.00	76	6.12	156
EX-K-400	4.00	102	3.50	89	4.50	114	2.00	51	6.00	152	4.00	102	7.12	181

Dimension shown in **inches** (bold) and millimeters. Refer to the EX-K AutoCAD file for individual system drawings.

CONSIDERATIONS



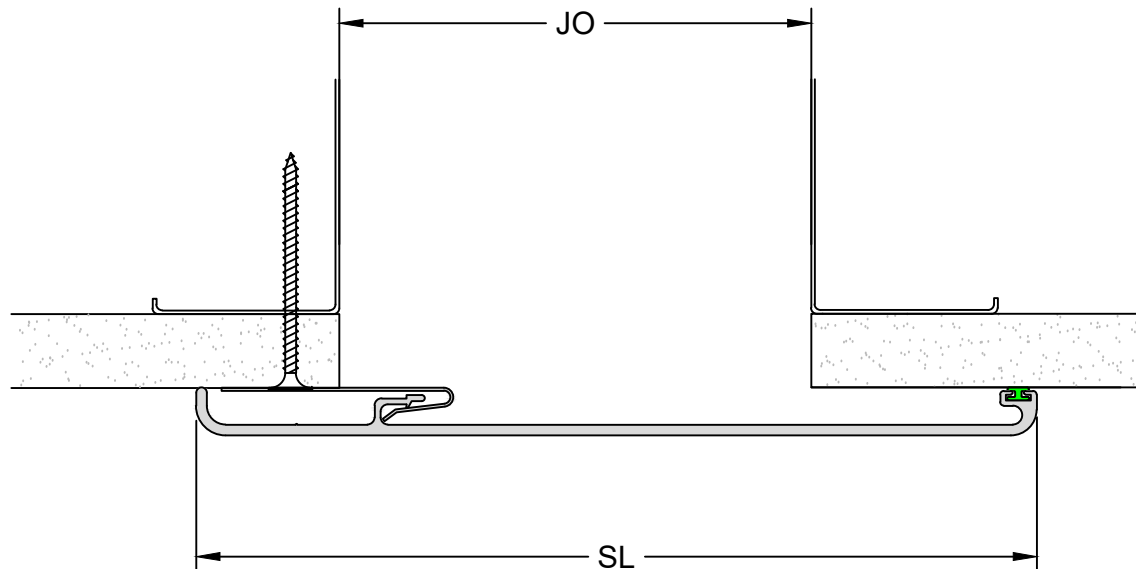
Color Options



Kynar Paint



Vandal Resistant



50 MM WAY
PENDERGRASS, GA. 30567
706-824-7500 PHONE

www.mm.systems

For Spec-Data, Install Guides, and other data visit www.mm.systems

RIGHTS OF DESIGN

All rights of design, detail, engineering and/or invention contained herein are the property of MM Systems and hereby reserved and are not to be reproduced or provided to any other party. MM Systems reserves the right to amend or withdraw any information contained herein without notice and will not be liable for any inaccuracy or ambiguity of said information.

EX Series Extruded Aluminum Covers

EX-K Series (100-400)

Drawn by:

LRM

Scale:

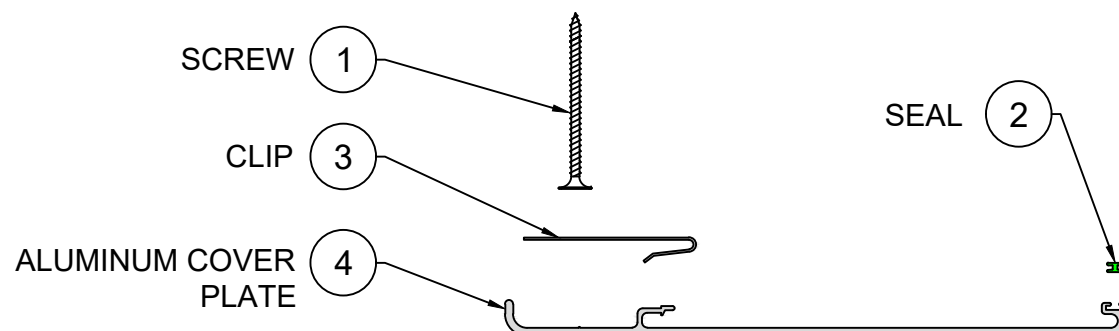
NTS

Drawing Number:

SHT. 2 OF 3

Issue Date:
05/02/2024

24000-01



EXPLODED VIEW ▲

▼ PART NUMBERS

Locator	Part Component	EX-K-100	EX-K-150	EX-K-200	EX-K-300	EX-K-400
1	Screw	9396	9396	9396	9396	9396
2	Seal	9296	9296	9296	9296	9296
3	Clip	9562	9562	9562	9562	9562
4	Aluminum Cover Plate	8441	8443	8445	8449	8452



50 MM WAY
PENDERGRASS, GA. 30567
706-824-7500 PHONE

www.mm.systems

For Spec-Data, Install Guides, and other data visit www.mm.systems

RIGHTS OF DESIGN

All rights of design, detail, engineering and/or invention contained herein are the property of MM Systems and hereby reserved and are not to be reproduced or provided to any other party. MM Systems reserves the right to amend or withdraw any information contained herein without notice and will not be liable for any inaccuracy or ambiguity of said information.

EX Series Extruded Aluminum Covers

EX-K Series (100-400)

Drawn by:

LRM

Scale:

NTS

Drawing Number:

SHT. 3 OF 3

Issue Date:
05/02/2024

24000-01