







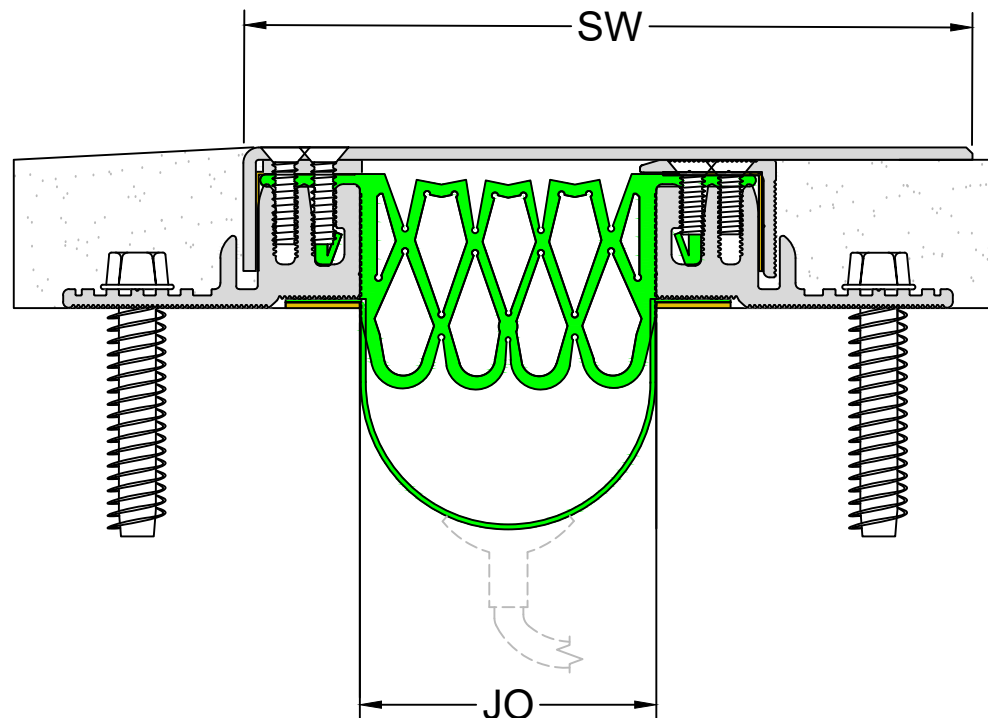
## ABC SERIES EXPANSION JOINT MOVEMENT CHART

Model Number	Joint Opening (JO <sup>N</sup> )		Slide Plate Width (SW)		Thermal Movement (JO <sup>T</sup> )				Seismic Movement (JO <sup>S</sup> )				Total (JO <sup>A</sup> ) Movement	
	Nominal				Minimum		Maximum		Minimum		Maximum			
ABC-250	<b>1.50</b>	38	<b>5.375</b>	137	<b>0.75</b>	19	<b>2.50</b>	64	<b>0.75</b>	19	<b>3.25</b>	83	<b>2.50</b>	64
ABC-350	<b>2.00</b>	51	<b>6.375</b>	162	<b>1.00</b>	25	<b>3.50</b>	89	<b>1.00</b>	25	<b>4.25</b>	108	<b>3.25</b>	83
ABC-450	<b>3.00</b>	76	<b>7.375</b>	187	<b>1.50</b>	38	<b>4.50</b>	114	<b>1.50</b>	38	<b>5.50</b>	140	<b>4.00</b>	102
ABC-550	<b>4.00</b>	102	<b>8.375</b>	213	<b>1.50</b>	38	<b>5.50</b>	140	<b>1.50</b>	38	<b>6.50</b>	165	<b>5.00</b>	127

Dimension shown in **inches** (bold) and millimeters. Refer to the ABC AutoCAD file for individual system drawings.

LOAD TABLE	
	ADA Compliant
	Maintenance Cart (Low Speed)
	Passenger Cart (Low Speed)
	Extreme Weather

Note: The ABC loading capabilities shown above are based upon average equipment weights, wheel types and sizes. For project-specific loading capabilities, contact MM Systems with technical data related to wheel type, contact area (footprint), distributed load per wheel, and speed of traffic.



50 MM WAY  
PENDERGRASS, GA. 30567  
706-824-7500 PHONE

[www.mm.systems](http://www.mm.systems)

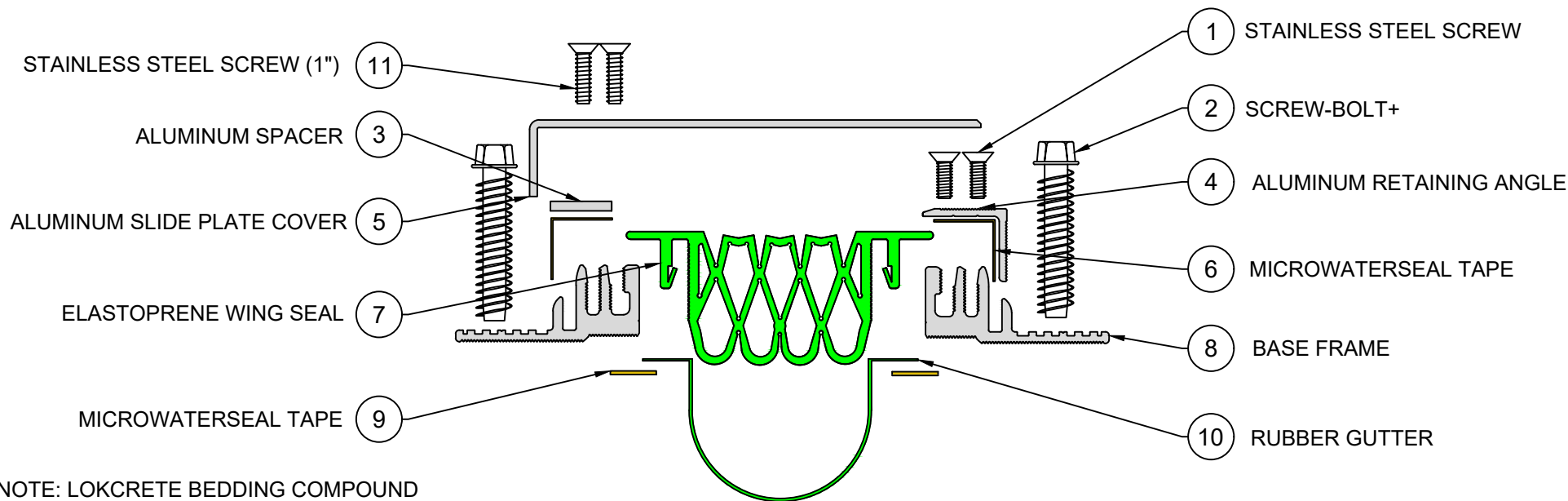
For Spec-Data, Install Guides, and other data visit [www.mm.systems](http://www.mm.systems)

### RIGHTS OF DESIGN

All rights of design, detail, engineering and/or invention contained herein are the property of MM Systems and hereby reserved and are not to be reproduced or provided to any other party. MM Systems reserves the right to amend or withdraw any information contained herein without notice and will not be liable for any inaccuracy or ambiguity of said information.

### Armoured Bolt-Down Cover Strip Membrane System ABC Series (250-550)

Drawn by: JRC	Scale: NTS	Drawing Number:  <b>31875-01</b>
SHT. 2 OF 3	Issue Date: 11/19/2024	



NOTE: LOKCRETE BEDDING COMPOUND (8333) Not shown.

EXPLODED VIEW ▲

▼ PART NUMBERS

Locator	Part Component	ABC-250	ABC-350	ABC-450	ABC-550
1	Stainless Steel Screw	9362	9362	9362	9362
2	Screw-Bolt+	7420	7420	7420	7420
3	Aluminum Spacer	BAR-6061-1/8X1X120	BAR-6061-1/8X1X120	BAR-6061-1/8X1X120	BAR-6061-1/8X1X120
4	Aluminum Retaining Angle	7025-M-10	7025-M-10	7025-M-10	7025-M-10
5	Slide Plate Cover	SG-5052H32-M-125-48-120	SG-5052H32-M-125-48-120	SG-5052H32-M-125-48-120	SG-5052H32-M-125-48-120
6	Microwaterseal Tape	Microwaterseal30X2	Microwaterseal30X2	Microwaterseal30X2	Microwaterseal30X2
7	Elastoprene Wing Seal	8386-65	8387-65	8388-65	8389-65
8	Base Frame	8419-M-10	8419-M-10	8419-M-10	8419-M-10
9	Microwaterseal Tape	Microwaterseal60X $\frac{3}{4}$	Microwaterseal60X $\frac{3}{4}$	Microwaterseal60X $\frac{3}{4}$	Microwaterseal60X $\frac{3}{4}$
10	Rubber Gutter	9109-09	9109-12	9109-15	9109-18
11	Stainless Steel Screw	9382	9382	9382	9382



50 MM WAY  
PENDERGRASS, GA. 30567  
706-824-7500 PHONE

[www.mm.systems](http://www.mm.systems)

For Spec-Data, Install Guides, and other data visit [www.mm.systems](http://www.mm.systems)

#### RIGHTS OF DESIGN

All rights of design, detail, engineering and/or invention contained herein are the property of MM Systems and hereby reserved and are not to be reproduced or provided to any other party. MM Systems reserves the right to amend or withdraw any information contained herein without notice and will not be liable for any inaccuracy or ambiguity of said information.

#### Armoured Bolt-Down Cover Strip Membrane System ABC Series (250-550)

Drawn by: JRC	Scale: NTS	Drawing Number:
SHT. 3 OF 3	Issue Date: 11/19/2024	31875-01