

* IMPORTANT DIMENSION - ACHIEVE
REQUIRED DEPTH BY EXACT
FORMING, GRINDING, MILLING OR
STRUCTURAL LEVELING BED

ABC-C Series Expansion Joint

Sizes 250 through 550

(Slab-to-Wall)



50 MM WAY
PENDERGRASS, GA. 30567
706-824-7500 PHONE

www.mm.systems

For Spec-Data, Install Guides, and other data visit www.mm.systems

RIGHTS OF DESIGN

All rights of design, detail, engineering and/or invention contained herein are the property of MM Systems and hereby reserved and are not to be reproduced or provided to any other party. MM Systems reserves the right to amend or withdraw any information contained herein without notice and will not be liable for any inaccuracy or ambiguity of said information.

Armoured Bolt-Down Cover Strip Membrane System

ABC-C Series (250-550)





Drawn by: JRC	Scale: NTS	Drawing Number:
SHT. 1 OF 3	Issue Date: 11/19/2024	31875-02

ABC-C SERIES EXPANSION JOINT MOVEMENT CHART

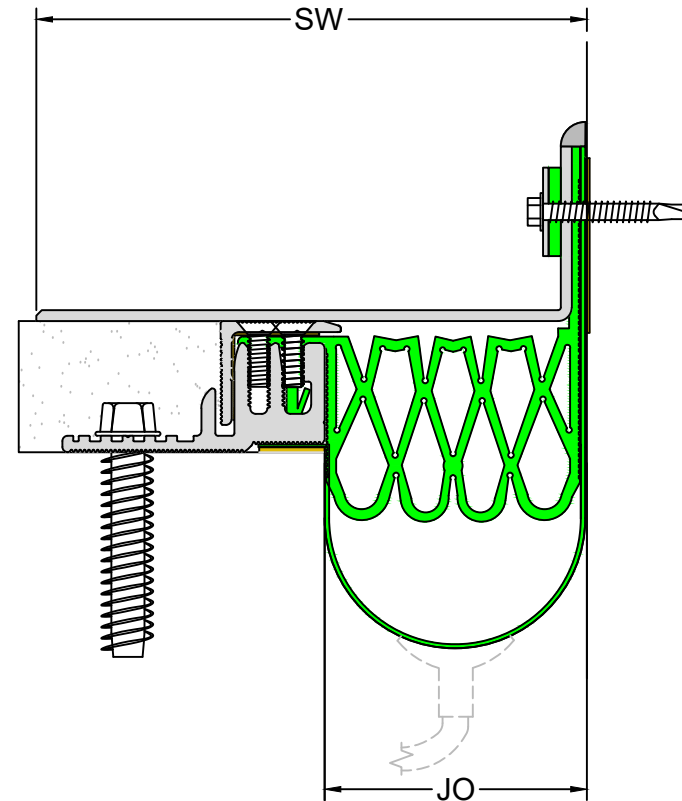
Model Number	Joint Opening (JO ^N)		Slide Plate Width (SW)		Thermal Movement (JO ^T)				Seismic Movement (JO ^S)				Total (JO ^A) Movement	
	Nominal				Minimum		Maximum		Minimum		Maximum			
ABC-C-250	1.50	38	4.125	105	0.75	19	2.50	64	0.75	19	3.25	83	2.50	64
ABC-C-350	2.00	64	5.125	130	1.00	25	3.50	89	1.00	25	4.25	108	3.25	83
ABC-C-450	3.00	76	6.125	156	1.50	38	4.50	114	1.50	38	5.50	140	4.00	102
ABC-C-550	4.00	102	7.125	181	1.50	38	5.50	140	1.50	38	6.50	165	5.00	127

Dimension shown in **inches** (bold) and millimeters. Refer to the ABC-C AutoCAD file for individual system drawings.

LOAD TABLE

	ADA Compliant
	Maintenance Cart (Low Speed)
	Passenger Cart (Low Speed)
	Extreme Weather

Note: The ABC-C loading capabilities shown above are based upon average equipment weights, wheel types and sizes. For project-specific loading capabilities, contact MM Systems with technical data related to wheel type, contact area (footprint), distributed load per wheel, and speed of traffic.



50 MM WAY
PENDERGRASS, GA. 30567
706-824-7500 PHONE

www.mm.systems

For Spec-Data, Install Guides, and other data visit www.mm.systems

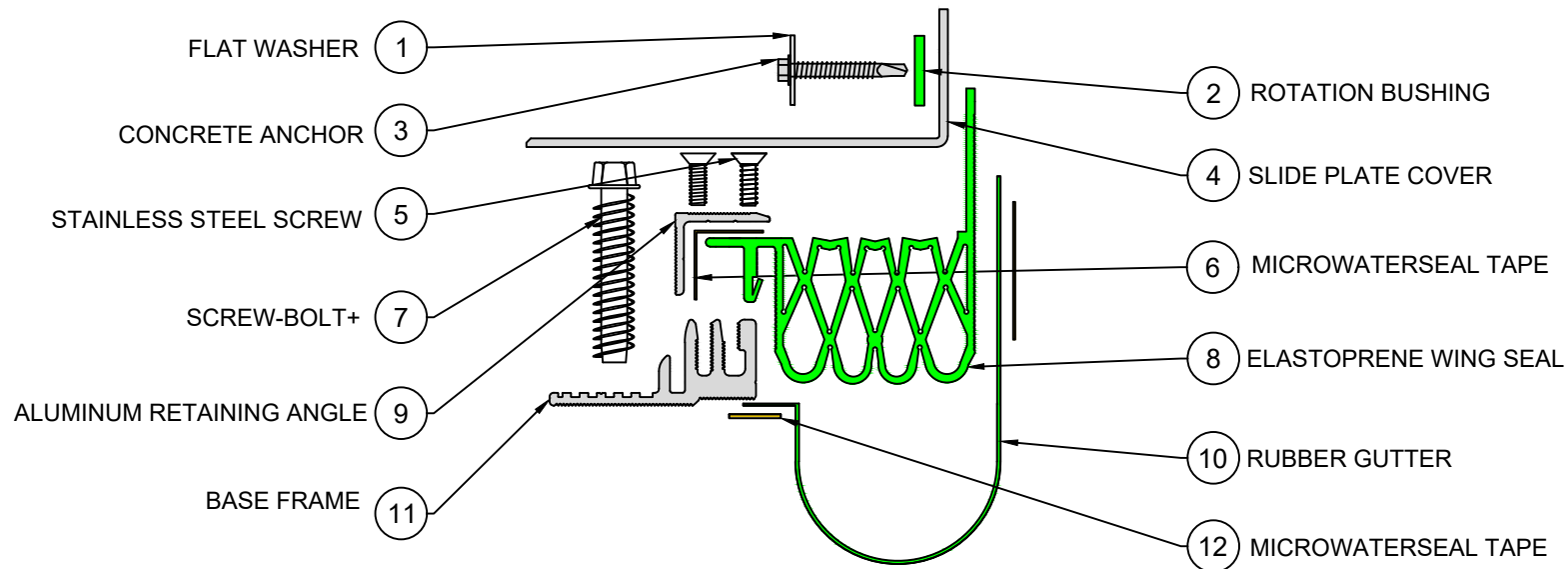
RIGHTS OF DESIGN

All rights of design, detail, engineering and/or invention contained herein are the property of MM Systems and hereby reserved and are not to be reproduced or provided to any other party. MM Systems reserves the right to amend or withdraw any information contained herein without notice and will not be liable for any inaccuracy or ambiguity of said information.

Armoured Bolt-Down Cover Strip Membrane System

ABC-C Series (250-550)

Drawn by: JRC	Scale: NTS	Drawing Number: 31875-02
SHT. 2 OF 3	Issue Date: 11/19/2024	



NOTE: LOKCRETE BEDDING COMPOUND
(8333) Not shown.

EXPLODED VIEW ▲

PART NUMBERS ▼

Locator	Part Component	ABC-C-250	ABC-C-350	ABC-C-450	ABC-C-550
1	Flat Washer	8312-1/4	8312-1/4	8312-1/4	8312-1/4
2	Rotation Bushing	9455	9455	9455	9455
3	Concrete Anchor	9402	9402	9402	9402
4	Slide Plate Cover	SG-6061T6-M-250-48.5-120.5	SG-6061T6-M-250-48.5-120.5	SG-6061T6-M-250-48.5-120.5	SG-6061T6-M-250-48.5-120.5
5	Stainless Steel Screw	9362	9362	9362	9362
6	Microwaterseal Tape	Microwaterseal30X2	Microwaterseal30X2	Microwaterseal30X2	Microwaterseal30X2
7	Screw-Bolt+	7420	7420	7420	7420
8	Elastoprene Wing Seal	8389-65	8390-65	8391-65	8392-65
9	Aluminum Retaining Angle	7025-M-10	7025-M-10	7025-M-10	7025-M-10
10	Rubber Gutter	9109-12	9109-15	9109-18	9109-21
11	Base Frame	8419-M-10	8419-M-10	8419-M-10	8419-M-10
12	Microwaterseal Tape	Microwaterseal60X $\frac{3}{4}$	Microwaterseal60X $\frac{3}{4}$	Microwaterseal60X $\frac{3}{4}$	Microwaterseal60X $\frac{3}{4}$



50 MM WAY
PENDERGRASS, GA. 30567
706-824-7500 PHONE

www.mm.systems

For Spec-Data, Install Guides, and other data visit www.mm.systems

RIGHTS OF DESIGN

All rights of design, detail, engineering and/or invention contained herein are the property of MM Systems and hereby reserved and are not to be reproduced or provided to any other party. MM Systems reserves the right to amend or withdraw any information contained herein without notice and will not be liable for any inaccuracy or ambiguity of said information.

Armoured Bolt-Down Cover Strip Membrane System

ABC-C Series (250-550)

Drawn by:

JRC

Scale:

NTS

Drawing Number:

SHT. 3 OF 3

Issue Date:

11/19/2024

31875-02